UDUPI COCHIN SHIPYARD LIMITED

(Formerly TEBMA Shipyards Limited)
Ministry of Ports, Shipping and Waterways,
Government of India

UDUPI COCHIN SHIPYARD LIMITED

CONTRACT CELL DEPARTMENT

CORRIGENDUM - 1 Dated: 04-01-2024

Tender No.: UCSL/CC/T/W/003

Sir,

CORRIGENDUM-1 ANNEXURE III-A

The following terms of the subject tender is amended as follows:

1. Annexure III-A Reference Drawing
2. All the other terms and conditions of the tender enquiry remains unchanged.

For Udupi Cochin Shipyard Limited,

Assistant General Manager (Materials & Contract Cell)

सोणि क्लेमेन्ट टी एम
SONY CLEMENT T M
सहायक महाप्रबंधक/ASSISTANT GENERAL MANAGER
उकपि कोचीन शिपयार्ड लिमिटेड
UDUPI COCHIN SHIPYARD LIMITED
मालपे, कर्नाटक/MALPE, KARNATAKA-576 108

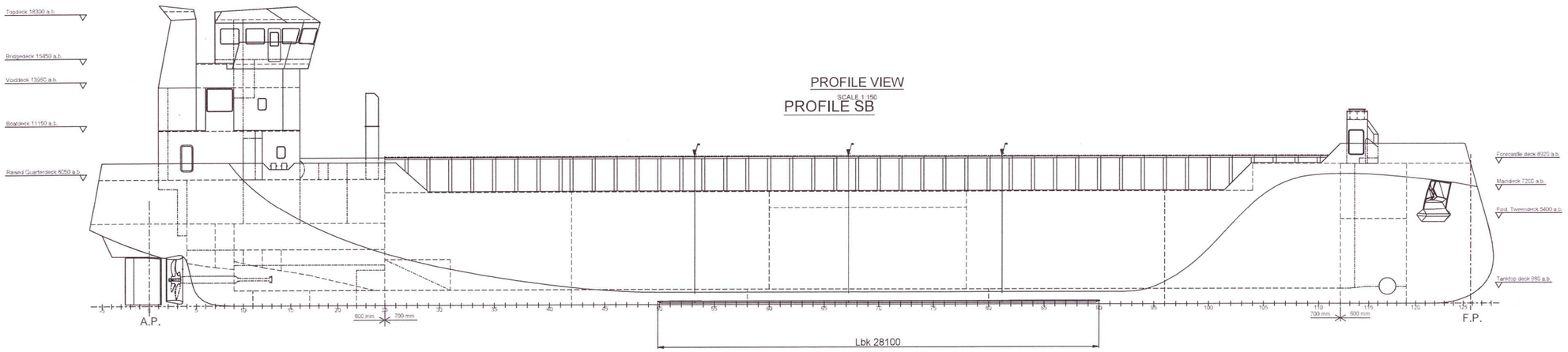

PROFILE VIEW

SCALE 1:150

PROFILE SB

Looking aft to forward



Looking forward to aft



DETAIL BILGE KEEL

SCALE 1:25

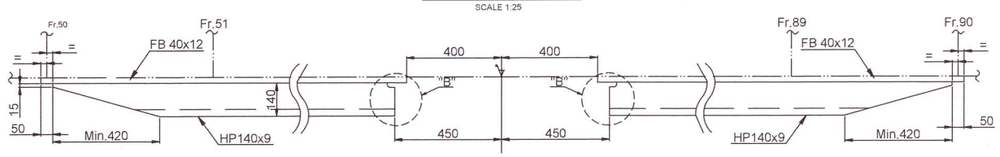

DETAIL A

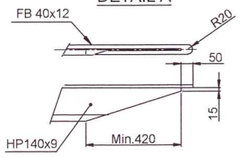

DETAIL INSERT PART

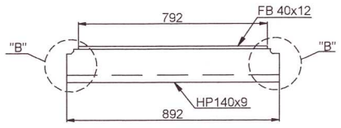

LOCATION OF BILGE KEEL

TYPICAL FRAME

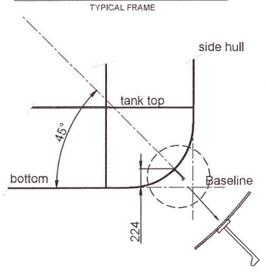

DETAIL B

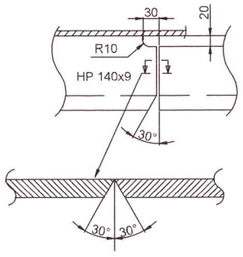

BILGE KEEL ORDINATES

Aft Bilge Keel Ordinates and Angle from Baseline

Frame	h mm	Degrees
50	224	45
55	224	45
60	224	45
65	224	45
70	224	45
85	224	45
90	224	45

NOTES:
- No marked steel to be Grade "A" Mild Steel (R_{eH}=235 N/mm^2)

For IS Code 2008:
- Bilge keel total projected surface = 8.54 m2
- Projected length on ship (One side) = 28.100 m

अनुबंध कक्ष
CONTRACT CELL
उडुपि कोचीन शिपयार्ड लिमिटेड
UDUPI COCHIN SHIPYARD LIMITED

CONOSHIP INTERNATIONAL

COPYRIGHT CONOSHIP INTERNATIONAL B.V. 2009.
All rights reserved. This document or any part thereof may not be made public or disclosed, copied or otherwise reproduced or used in any form or by any means, including, but not limited to, use hereof for the design and manufacturing of identical, similar or derived designs, nor identical, similar or derived documents and specifications, without prior written consent of Conoship International B.V.
P.O.Box 6029 - GRONINGEN - THE NETHERLANDS

DRAWING NO.	UY165-2051			
DESCRIPTION	Bilge keel arrangement			
SCALE 1:150	SIZE: A1	YARD NO. UY165	VERSION: 00	SHEET: 1-1
DRAWN BY: JK	DATE: 14-07-2023	APPROVED BY: IAC	DATE: 14-07-2023	

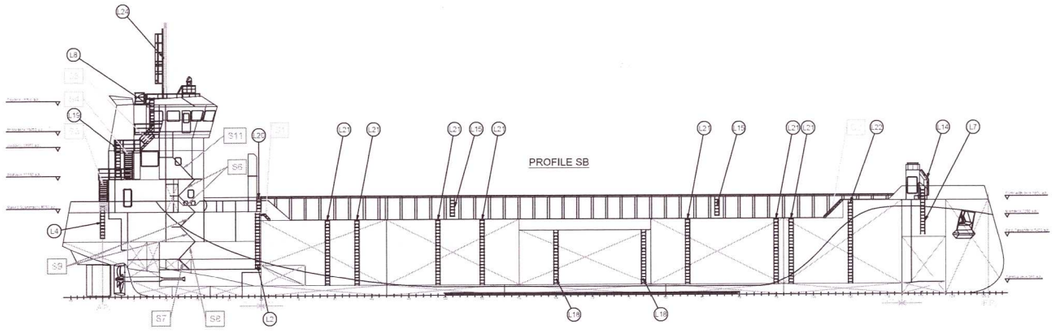

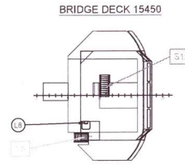

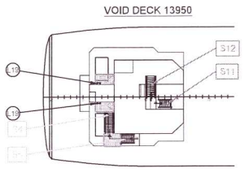

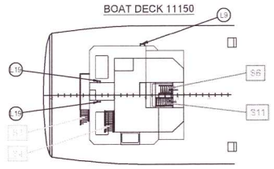

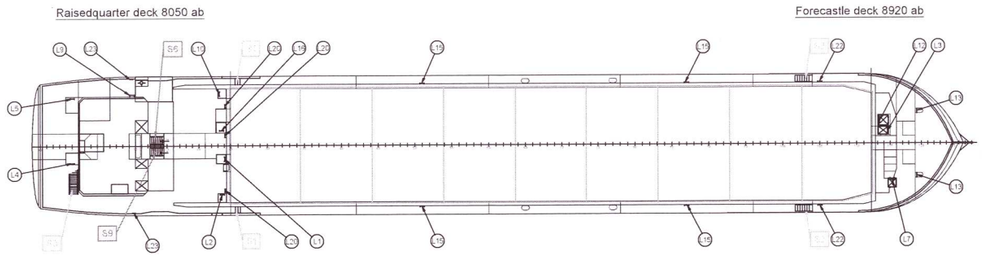

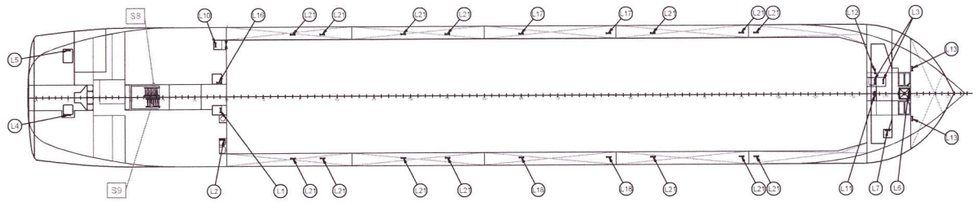

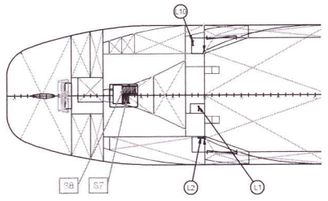

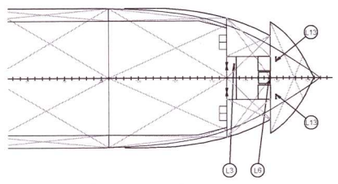

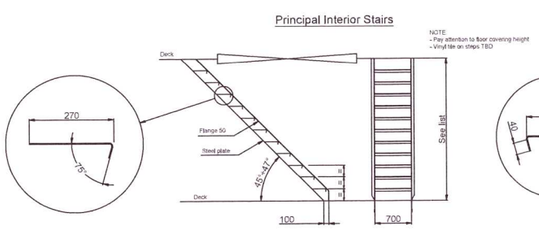

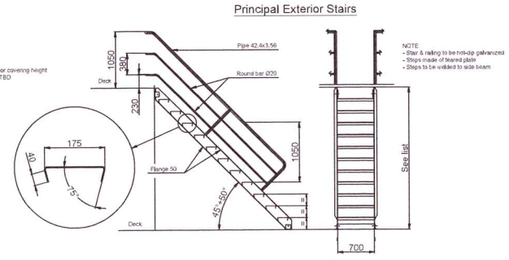

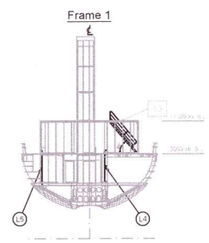

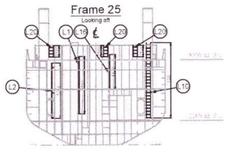

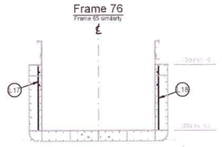

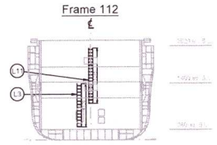

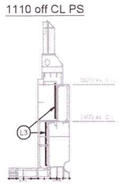

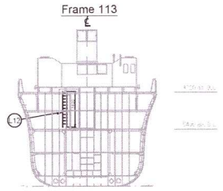

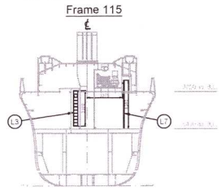

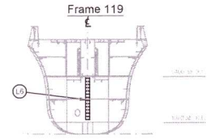

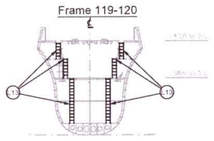

LIST OF STAIRS						
N°	DECK	LOCATION	No	TYPE	HEIGHT	REMARKS
S1	8050 ab / 7200 ab	Raised Quarter deck Aftship	2	[illegible]	[illegible]	Hot dip galvanized Teared plate
S2	8920 ab / 7200 ab	Forecastle deck Foreship	2	[illegible]	[illegible]	Hot dip galvanized Teared plate
S3	11150 ab / 8050 ab	Boat Deck Aftship	1	[illegible]	[illegible]	Hot dip galvanized Teared plate
S4	13950 ab / 11150 ab	Void Deck	1	[illegible]	[illegible]	Hot dip galvanized Teared plate
S5	15450 ab / 13950 ab	Bridge Deck	1	[illegible]	[illegible]	Hot dip galvanized Teared plate
S6	9600 ab / 8050 ab	Raised Quarterdeck / Boat Deck	2	Interior	1400mm+1700mm	Rubber tile covered Attention of floor heights
S7	3580 ab / 2600 ab	Propulsion room Deck	1	Interior	1130 mm	Rubber tile covered Attention of floor heights
S8	5250 ab / 3580 ab	Accommodation Deck	1	Interior	1520 mm	Rubber tile covered Attention of floor heights
S9	8050 ab / 5250 ab	Accommodation Deck / Raised Quarter Deck	2	Interior	1400mm+1400mm	Rubber tile covered Attention of floor heights
S11	13300 ab / 11150 ab	Boat Deck / Void Deck	1	Interior	2150 mm	Rubber tile covered Attention of floor heights
S12	15450 ab / 13300 ab	Void Deck / Bridge Deck (Wheelhouse)	1	Interior	2150 mm	Rubber tile covered Attention of floor heights

LIST OF LADDERS				
N°	DESCRIPTION	LOCATION	N° of LADDERS	REMARKS
L1	Escape Propulsion Room	Aftship SB	1	Escape
L2	Access Ventilation Duct Hold	Aftship SB	1	
L3	Entrance Hold / Ventilation Duct	Foreship PS	2	Escape
L4	Entrance Steering Gear	Raised Quarterdeck Aftship SB	1	
L5	Entrance Provision Store	Raised Quarterdeck Aftship PS	1	
L6	Entrance Bowthruster Room	Tweendeck Foreship CL	1	
L7	Entrance CO2 Room	Forecastle deck Foreship SB	1	
L8	Access Topdeck	Aftship SB	1	Backrest
L9	Access Boatdeck	Aftship PS	1	Backrest
L10	Entrance Hold / Ventilation Duct	Aftship PS	1	Escape
L11	Access Ventilation Duct	Foreship CL	1	
L12	Entrance Forecastle Store	Foreship	1	
L13	Entrance Forepeak Tank	Foreship	6	See details Fr.119-120
L14	Access Wavebreaker	Foreship	1	
L15	Access Coaming	Midship	4	
L16	Escape Accommodationdeck	Aftship PS	1	Escape
L17	Entrance Fuel Bunker tank PS	Midship PS	2	NOT GALVANISED
L18	Entrance Fuel Bunker tank SB	Midship SB	2	NOT GALVANISED
L19	Access Voiddeck	Aftship PS & SB	2	
L20	Access / Escape Aft Coaming	Aftship, Fr.25	5	Access / Escape
L21	Access Side Tanks SB & PS	Midship, Fr.34 - 97	14	Access
L22	Access Side Tanks SB & PS	Midship, Fr.105	2	Access
L23	Embarkation bulwark SB & PS	Aftship SB & PS	2	
L24	Access Aft mast	Aftship	1	Access

NOTE:
- Positions and quantity of steps to be determined in Cadmatic
- After manufacture hot-dip galvanized
- Ladders in Fuel tanks (L17 and L18) NOT TO BE GALVANISED
- The backrest for vertical ladders start at a height of 2,050m.

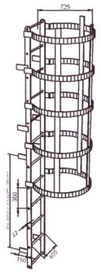

उडुपि कोचीन शिपयार्ड लिमिटेड
अनुबंध कक्ष
CONTRACT CELL
UDUPI COCHIN SHIPYARD LIMITED

REV	DATE	MADE BY	APPROVED BY	DESCRIPTION
--	--	--	--	--

CONOSHIP INTERNATIONAL

COPYRIGHT CONOSHIP INTERNATIONAL B.V. 2009.
All rights reserved. This document or any part thereof may not be made public or disclosed, copied or otherwise reproduced or used in any form or by any means, including, but not limited to, use thereof for the design and manufacturing of identical, similar or derived designs, nor identical, similar or derived documents and/or memoranda, without the express consent of Conoship International B.V., P.O.Box. 6029 - GRONINGEN - THE NETHERLANDS

DRAWING NO. UY165-3141

DESCRIPTION: Ladders and stairs arrangement

SCALE	SIZE:	YARD NO.	VERSION:	SHEET:
1:200	A0	UY165	00	1-1

DRAWN BY:	DATE:	APPROVED BY:	DATE:
JH	25-07-2023	RB	25-07-2023

PROFILE SB

SCALE 1:150

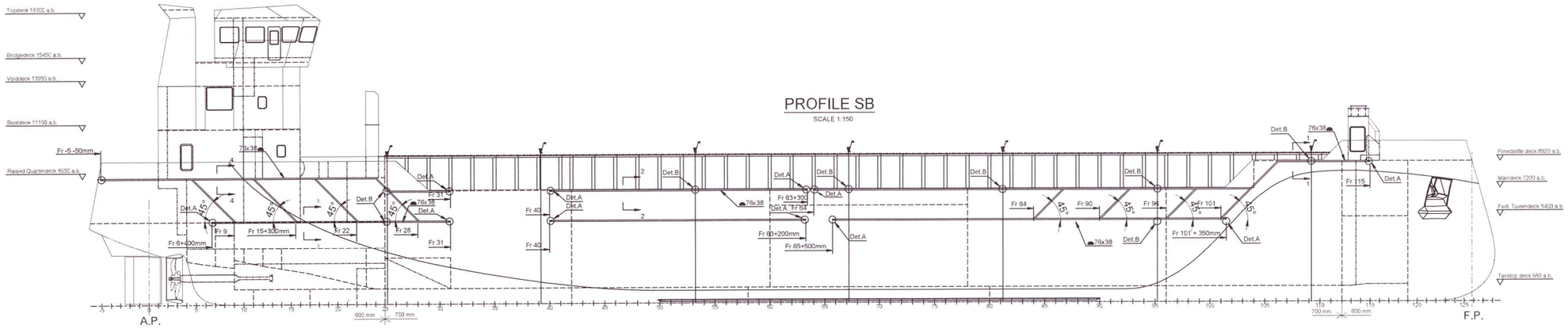

VIEW ON TRANSOM

SCALE 1:100

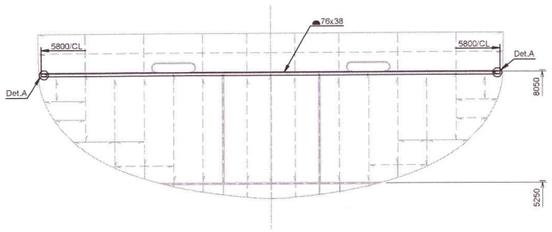

SEC. 1 - 1

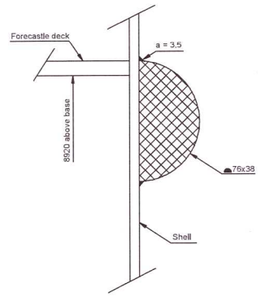

SEC. 2 - 2

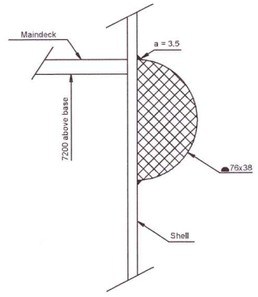

SEC. 3 - 3

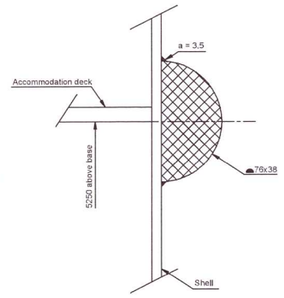

SEC. 4 - 4

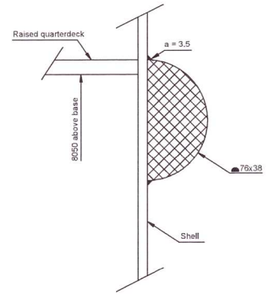

Detail A

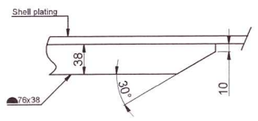

Detail B

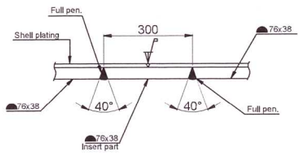

Looking forward to aft



Looking aft to forward



कोचीन शिपयार्ड लिमिटेड
अनुबंध कक्ष
CONTRACT CELL
COCHIN SHIPYARD LIMITED

REV	DATE	MADE BY	APPROVED BY	DESCRIPTION
01	18-10-2023	IAC	EP	update according Owners' comments

CONOSHIP INTERNATIONAL

COPYRIGHT CONOSHIP INTERNATIONAL B.V. 2009.
All rights reserved. This document or any part thereof may not be made public or disclosed, copied or otherwise reproduced or used in any form or by any means, including, but not limited to, use hereof for the design and manufacturing of identical, similar or derived designs, nor identical, similar or derived documents and specifications, without prior written consent of Conoship International B.V.
P.O.Box 6029 - GRONINGEN - THE NETHERLANDS

DRAWING NO.: UY165-2052

DESCRIPTION: Fender Arrangement

SCALE	SIZE:	YARD NO.	VERSION:	SHEET:
1:150	A1	UY165	00	1-1

DRAWN BY:	DATE:	APPROVED BY:	DATE:
JK	14-07-2023	IAC	14-07-2023

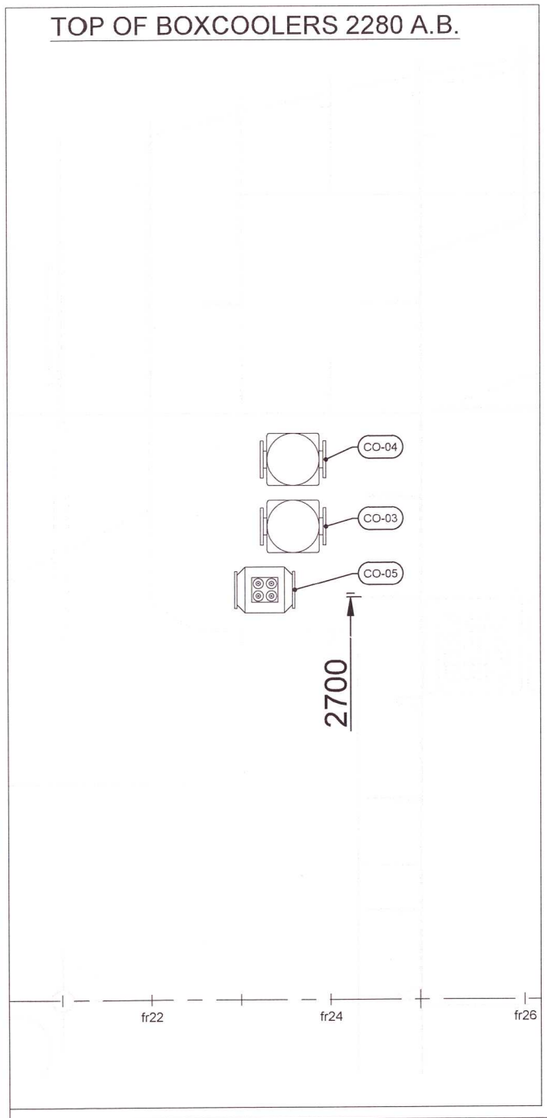

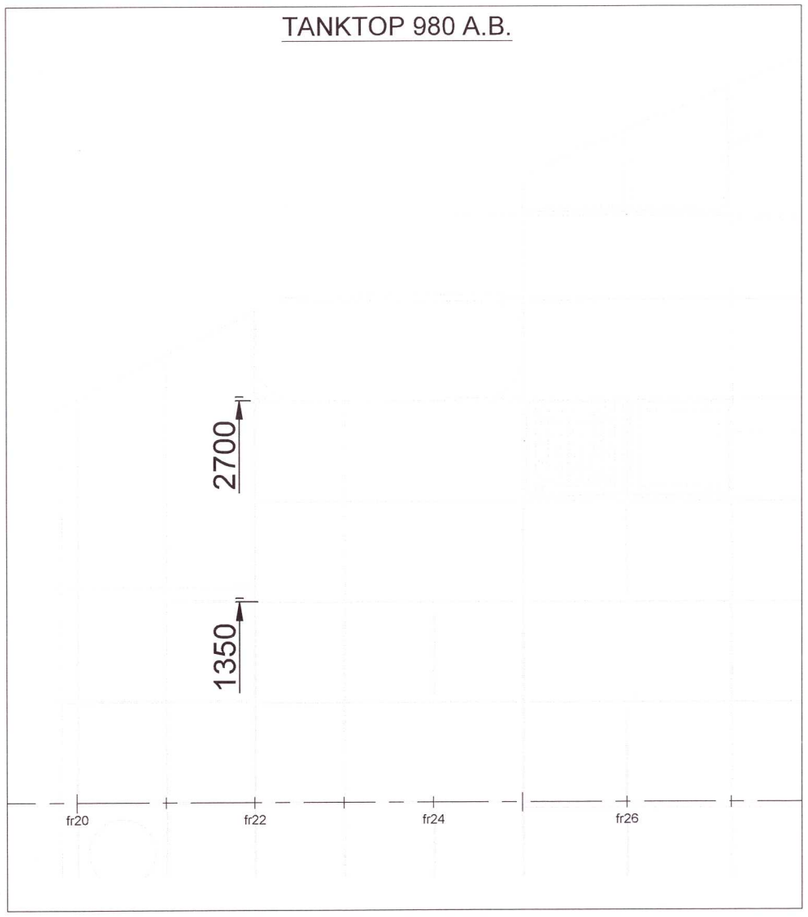

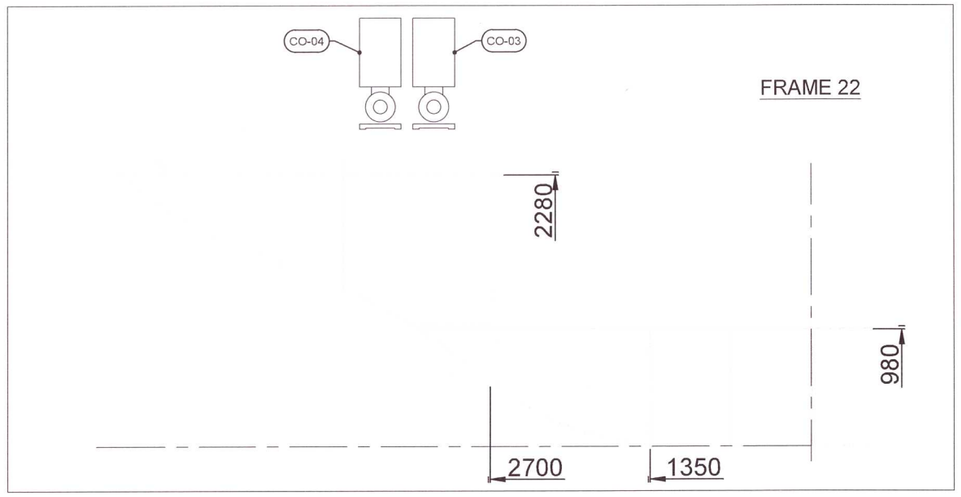

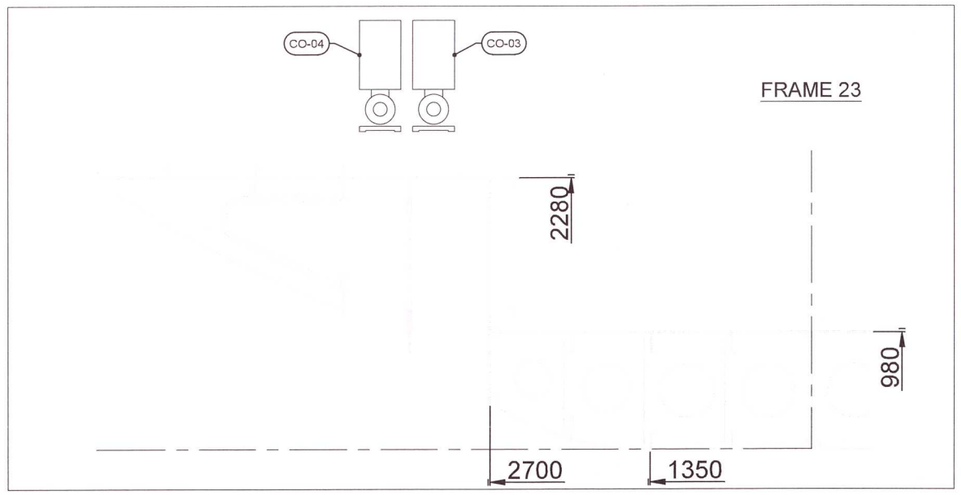

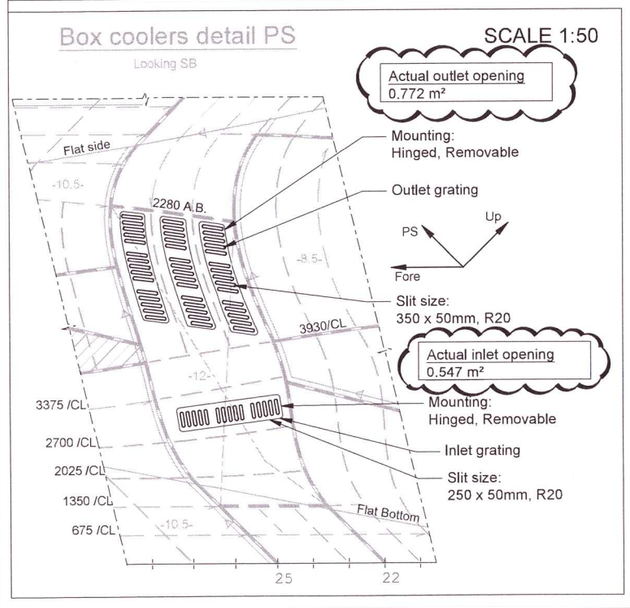

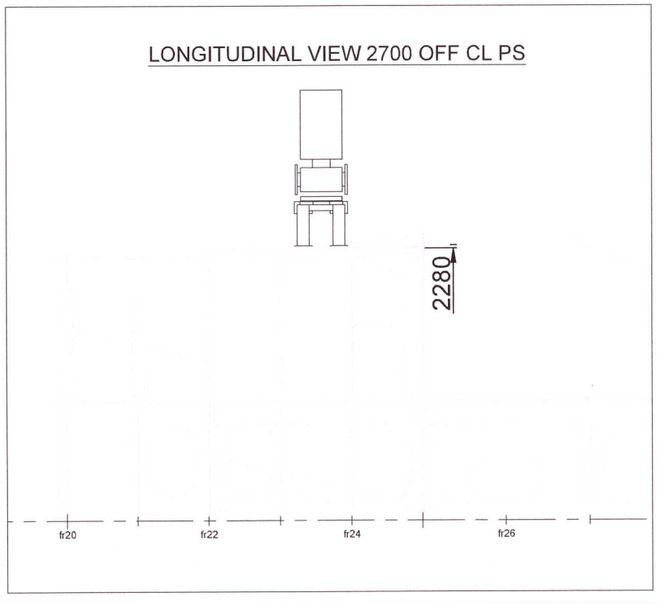

PENDING INFORMATION SUPPLIER

Main components Sea Chest (xxxx)

Pos nr.	Quantity	Description	Comp. No.	Make	Type	Capacity.	Weight [kg]
CO-01	1	-	-	-	-	-	-
CO-02	1	-	-	-	-	-	-
CO-03	1	Coolingwaterpump-01	4050-E003	-	-	-	-
CO-04	1	Coolingwaterpump-02	4050-E004	-	-	-	-
CO-05	1	Thermostatic Valve	4050-V009	-	-	-	-

Outfitting Sea Chest (xxxx)

Pos nr.	Quantity	Description	Drawing No.	Comp. No.
Out-01	1	Foundation -	xxxx-xxx	xxxx
Out-02	1	Foundation -	xxxx-xxx	xxxx
Out-03	1	Foundation -	xxxx-xxx	xxxx
Out-04	1	Foundation -	xxxx-xxx	xxxx

NOTES:

- Removable grids made of Grade A steel
- For anodes see:
  UY165-3181 - Cathodic Protection Plan
- Slit size and amount according supplier recommendations
- Minimum required inlet opening: 0.342 m²
- Minimum required outlet opening: 0.684 dm²
- Removable grids mounted by welding strips or hinges

COPYRIGHT CONOSHIPPING INTERNATIONAL B.V. 2005.
All rights reserved. This document or any part thereof may not be made public or disclosed, copied or otherwise reproduced or used in any form or by any means, including, but not limited to, use hereof for the design and manufacturing of identical, similar or derived designs, nor identical, similar or derived documents and specifications, without prior written consent of Conoship International B.V.
P.O.Box 6029 - GRONINGEN - THE NETHERLANDS

CONOSHIP INTERNATIONAL

DRAWING NO.	UY165-3003			
DESCRIPTION	Sea Chest Arrangement			
SCALE 1:20 / 1:50	SIZE: A1	YARD NO. UY165	VERSION: 00	SHEET: 1-1
DRAWN BY: HLH	DATE: 21-07-2023	APPROVED BY: IAC	DATE: 21-07-2023	

Raised Quarter Deck 8050 above base

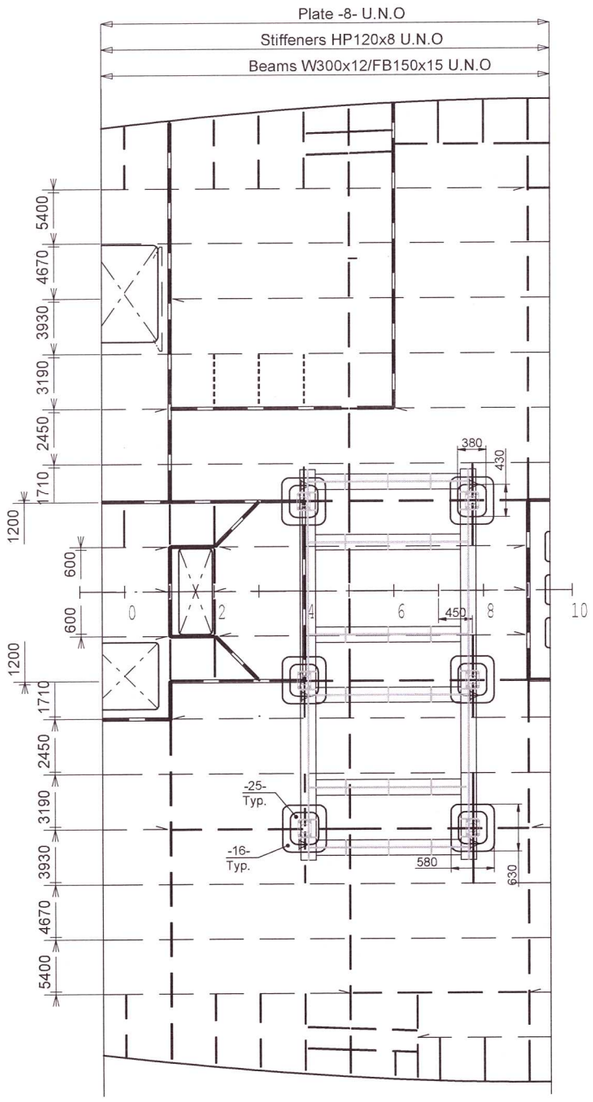

Frame 4

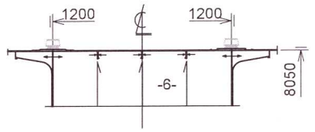

Detail insert plate
Scale 1:10

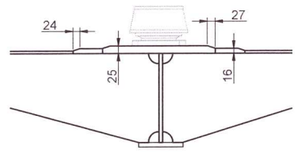

Detail mounting 1
Scale 1:10

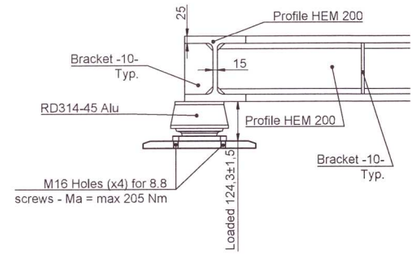

Long. section 1200 off C.L. PS

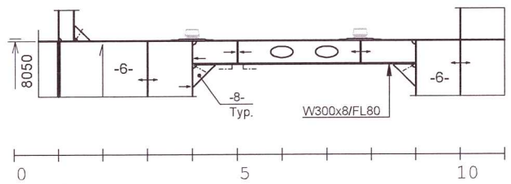

Long. section 1200 off C.L. SB

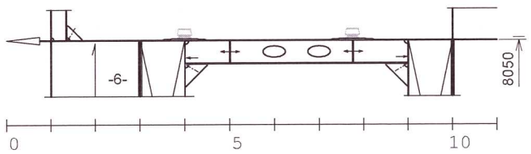

Long. section 3190 off C.L. SB

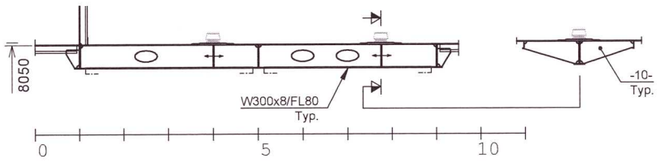

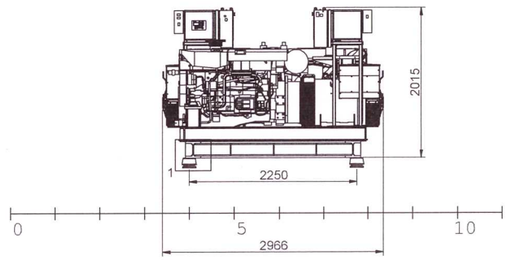

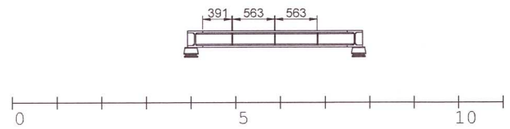

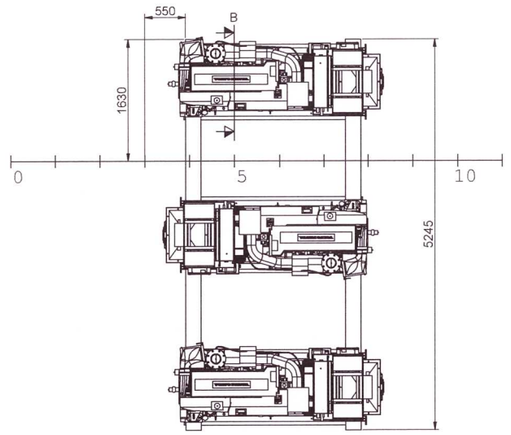

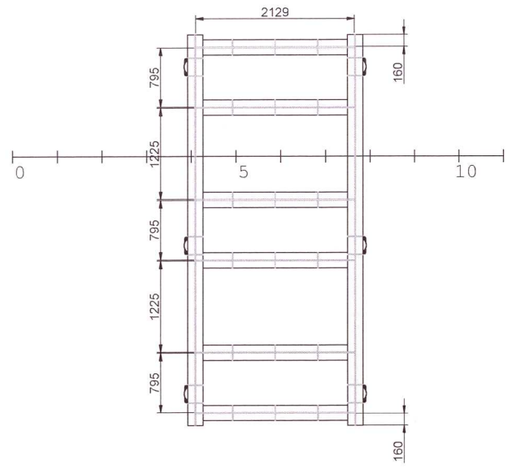

Cut A - Typical
Scale 1:2

Bracket - Typical
Scale 1:5

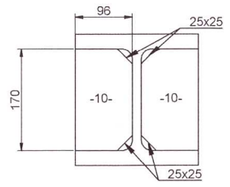

Cut B - Welding Detail - Typical
Scale 1:4

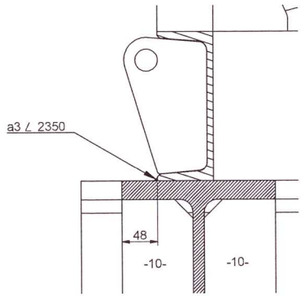

Frame 3

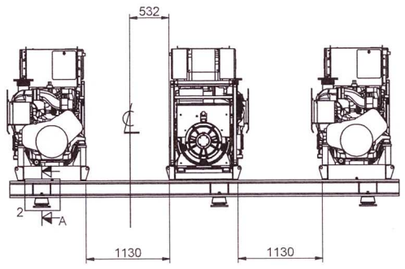

Detail Mounting 2
Scale 1:5

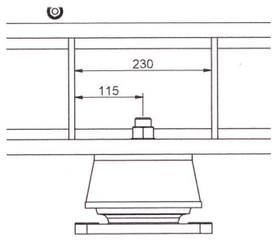

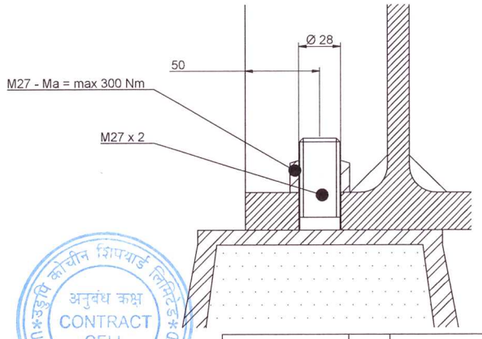

NOTES:
1. Sections are shown looking forward & port side U.N.O
2. Materials
- No marked steel to be Grade "A" Mild Steel (σy=235 N/mm²)
- Marked "D". Grade "D" Mild Steel (σy=235 N/mm²)

3. Connection between generator sub-frame and skid done by welding, safety factor approx. 3.5 with a3.
4. Skid to be fitted with additional weight/ballast to tune the vibration mode to the correction frequency.
5. Positioning of ballast pending piping arrangement.
6. HEM profile steel grade : S355J2

REFERENCE FILES:

-Sheet CM RD 314 ALU
-810714033 - XXXKVA VOLVO D13MG-KC + LS47.3 M8 + SCR -Haisma Instalho.pdf

Element	Nb	Mass (approx.)
Skid (steel+subframes)	1	(2376+3*469) = 3783 kg
Generator	3	3000 kg
Ballasting	-	1815 kg
Total		**13185 kg**

अनुबंध कक्ष CONTRACT CELL UDUPI COCHIN SHIPYARD LIMITED

REV	DATE	MADE BY	APPROVED BY	DESCRIPTION

CONOSHIP INTERNATIONAL

COPYRIGHT CONOSHIP INTERNATIONAL B.V. 2009.
All rights reserved. This document or any part thereof may not be made public or disclosed, copied or otherwise reproduced or used in any form or by any means, including, but not limited to, use hereof for the design and manufacturing of identical, similar or derived designs, nor identical, similar or derived documents and specifications, without prior written consent of Conoship International B.V.
P.O.Box 6029 - GRONINGEN - THE NETHERLANDS

DRAWING NO. UY165-2076-00

DESCRIPTION: Foundation Generator Sets

SCALE	SIZE:	YARD NO.	VERSION:	SHEET:
1:40	A1	UY165	00	1-1

DRAWN BY:	DATE:	APPROVED BY:	DATE:
JK	14-07-2023	IAC	24/04/2023

Tanktop 980/1090 Ab. BL

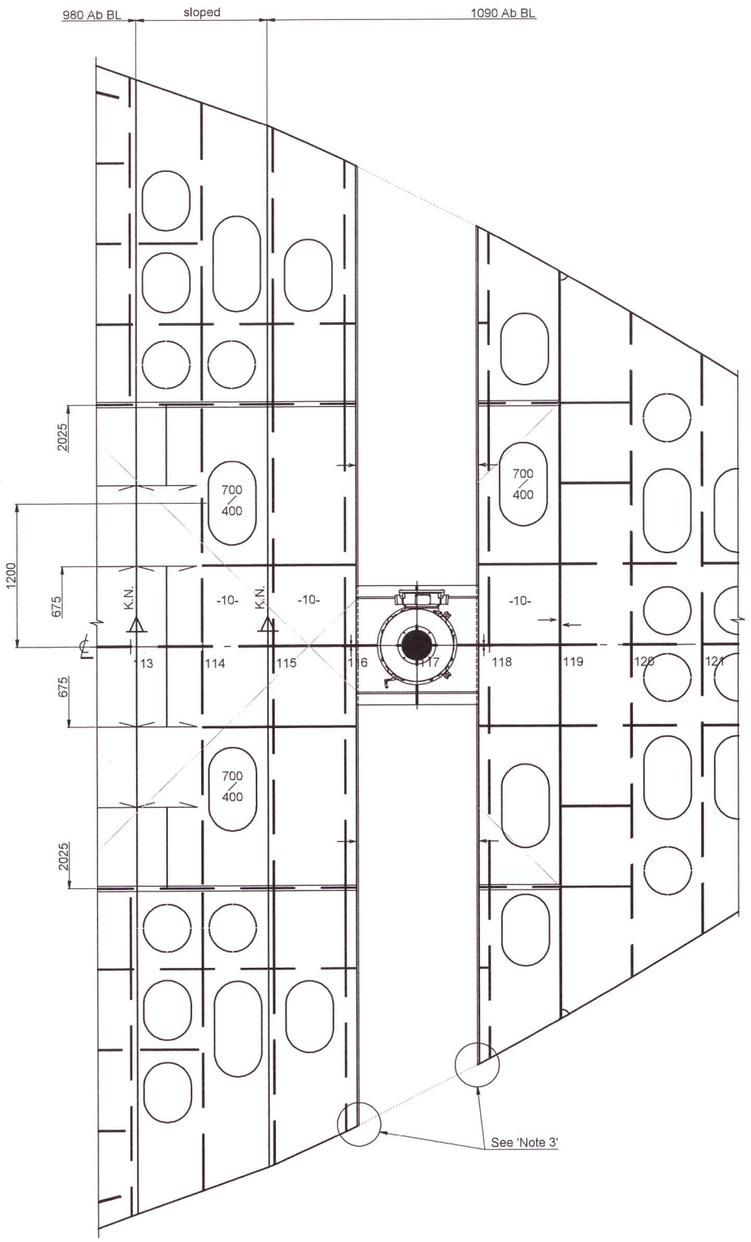

Frame 117

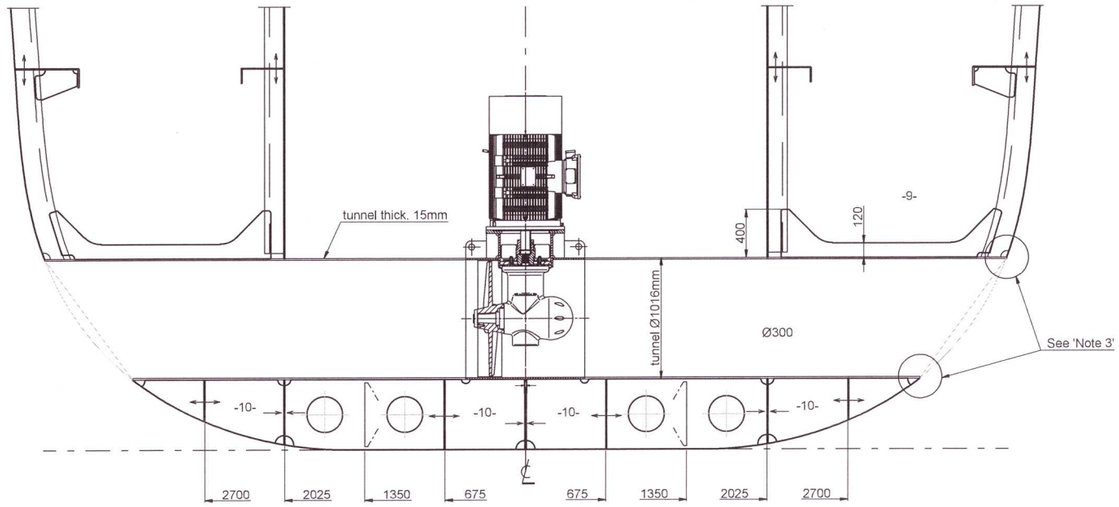

Section at C.L.

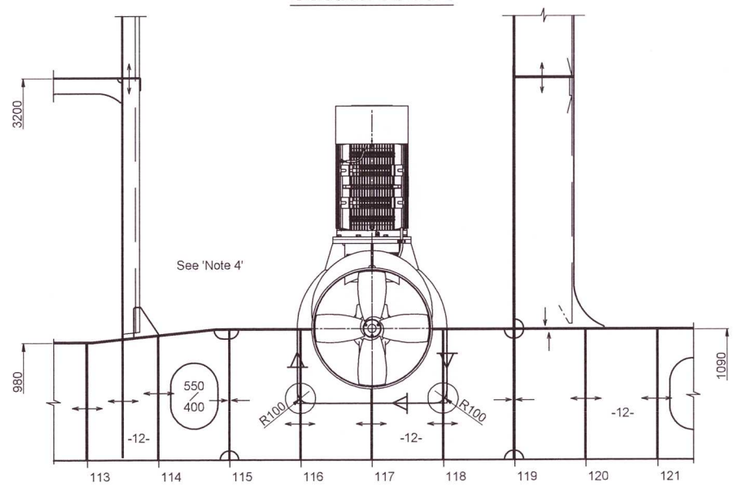

Long. Section 675 off CL PS

Similar SB

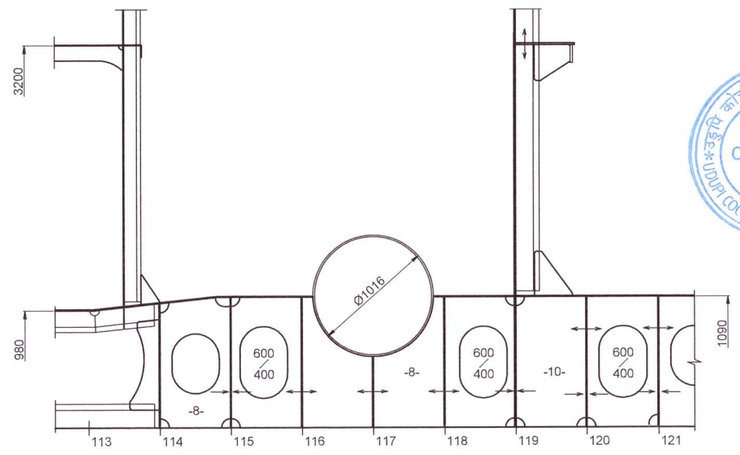

NOTES:

1. Sections are shown looking forward & port side.
2. Materials:
   - No marked steel to be Grade "A" Mild Steel (R_{eH}=235 N/mm^2)
3. Connection between tunnel and shell plates is pending.
4. Bow thruster's ring to be rounded with radius 100mm.

Reference drawings:

UY165-1001-Rev03-General Arrangement Plan
UY165-3040-Rev00-Bowthruster Room Arrangement
UY165-2033-Rev00-Construction plan fore ship

Equipment drawings:

B200E-005-1016-1000-01

कोचीन शिपयार्ड लिमिटेड
अनुबंध कक्ष
CONTRACT CELL
COCHIN SHIPYARD LIMITED

REV	DATE	MADE BY	APPROVED BY	DESCRIPTION

CONOSHIP INTERNATIONAL

COPYRIGHT CONOSHIP INTERNATIONAL B.V. 2009.
All rights reserved. This document or any part thereof may not be made public or disclosed, copied or otherwise reproduced or used in any form or by any means, including, but not limited to, use hereof for the design and manufacturing of identical, similar or derived designs, nor identical, similar or derived documents and specifications, without prior written consent of Conoship International B.V.
P.O.Box 6029 - GRONINGEN - THE NETHERLANDS

DRAWING NO.	UY165-2075			
DESCRIPTION	Foundation bow thruster			
SCALE 1:25	SIZE: A1	YARD NO. UY165	VERSION: 00	SHEET: 1-1
DRAWN BY: CL	DATE: 14-07-2023	APPROVED BY: IAC	DATE: 14-07-2023	

Section 1525/1600 above base

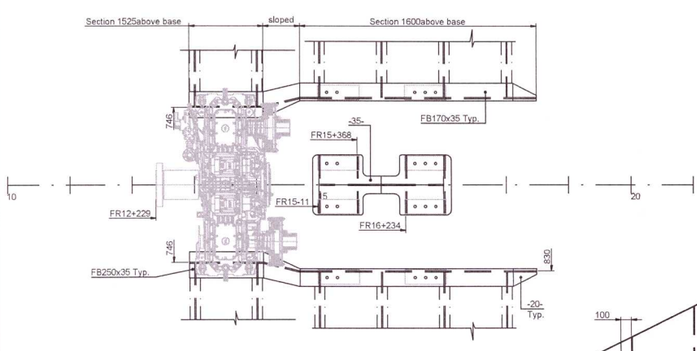

Frame 13

FR14 similar

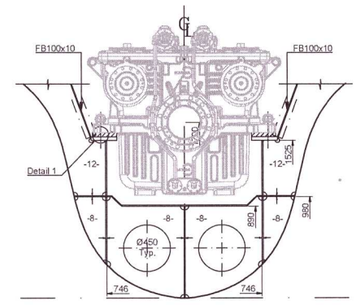

Frame 15

FR17 similar

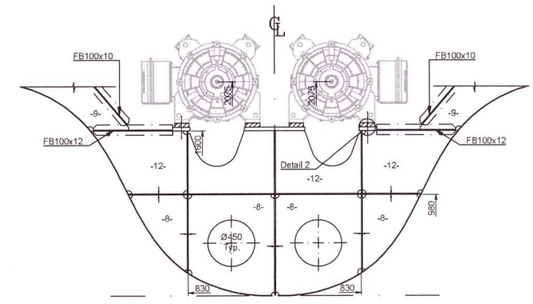

Section 980 above base

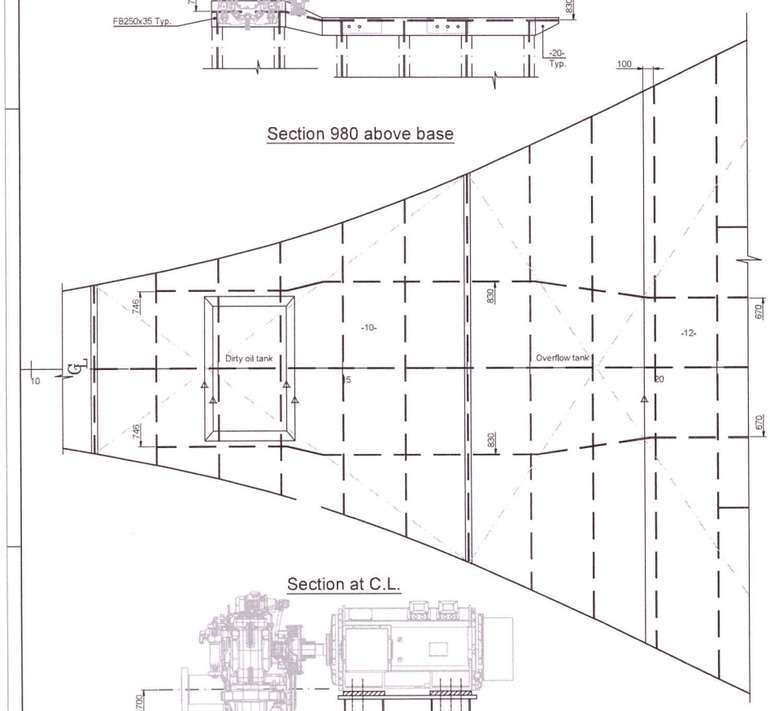

Frame 15+368

FR16+234 similar

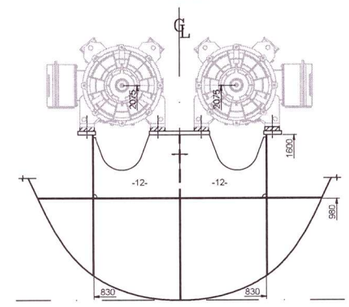

Detail 1

scale1:10 PS similar

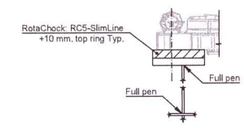

Detail 2

scale1:10

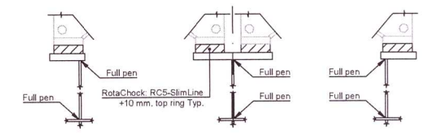

Section at C.L.

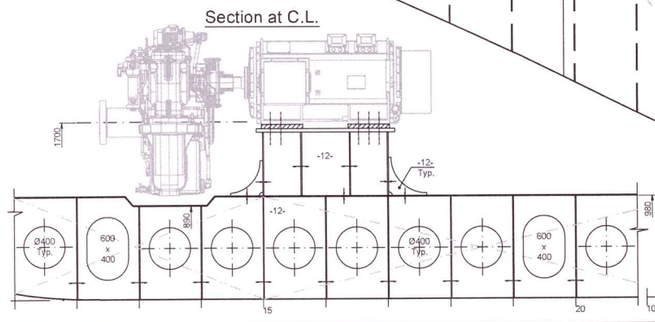

Long. section 715/830 off C.L. SB

PS similar

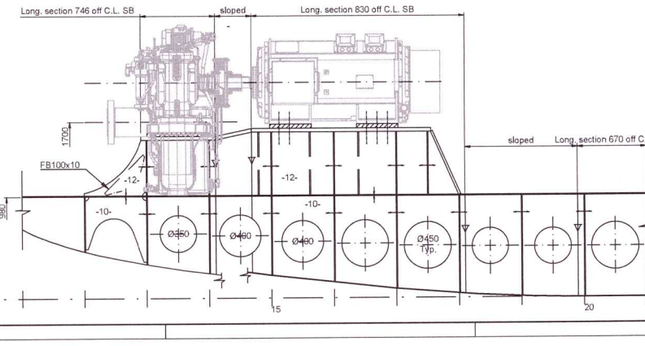

NOTES:

1. Sections are shown looking forward & port side U.N.O
2. Materials
   - No marked steel to be Grade "A" Mild Steel (σy=235 N/mm²)
   - Marked "D", Grade "D" Mild Steel (σy=235 N/mm²)
3. Info 1 electric motor

-mass	1500 [kg]
-power	375 [kW]
-rpm	1200 [rpm]
-electric motor output torque	5968 [Nm]

4. Info gearbox

-mass	4220.3 [kg]
-power	815 [kW]
-rpm	186.7 [rpm]
-gearbox output torque	63105 [Nm]

REV	DATE	MADE BY	APPROVED BY	DESCRIPTION

CONOSHIP INTERNATIONAL

COPYRIGHT CONOSHIP INTERNATIONAL B.V. 2009.
All rights reserved. This document or any part thereof may not be made public or disclosed, copied or distributed, republished or disclosed in any way or by any means, including, but not limited to, use hereof for the design and manufacturing of identical, similar or derived designs, our identical, similar or derived documents and specifications, without prior written consent of Conoship International B.V.
P.O.Box 6029 - GRONINGEN - THE NETHERLANDS

DRAWING NO. UY165-2071-01

DESCRIPTION: Foundation e motors and gearbox

SCALE	SIZE:	YARD NO.	VERSION:	SHEET:
1:20	A1	UY165	00	1-1

DRAWN BY:	DATE:	APPROVED BY:	DATE:
JK	14-07-2023	IAC	14-07-2023

अनुबंध तंत्र CONTRACT CELL
उडुपि कोचीन शिपयार्ड लिमिटेड * UDUPI COCHIN SHIPYARD LIMITED

Section 5250 above base

Scale 1:25

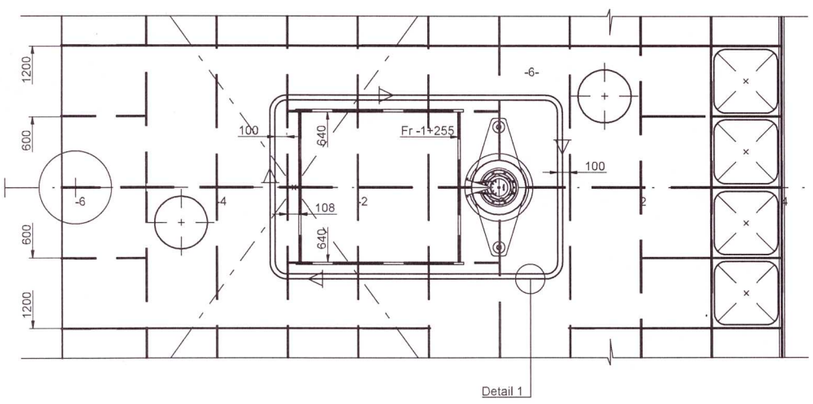

Section at C.L.

Scale 1:50

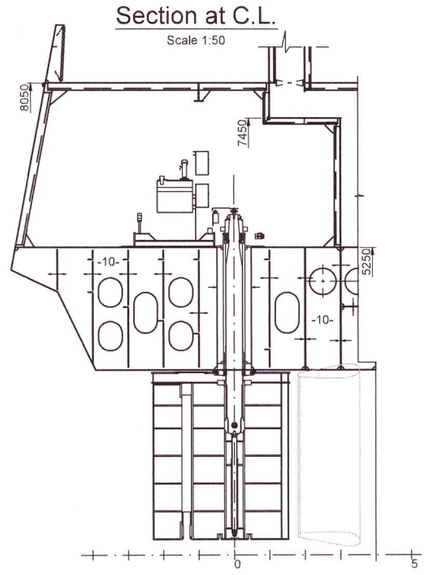

Frame -3+108

Frame -1+255

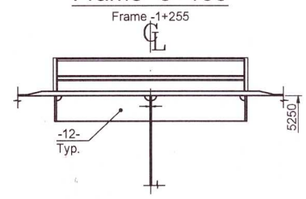

Fr 0

Scale 1:50

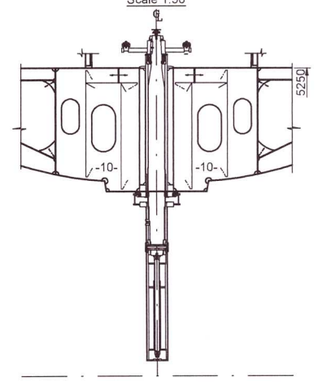

Detail 1

Scale 1:2

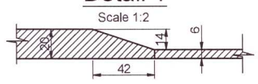

Long. section 640 off C.L. SB

PS similar

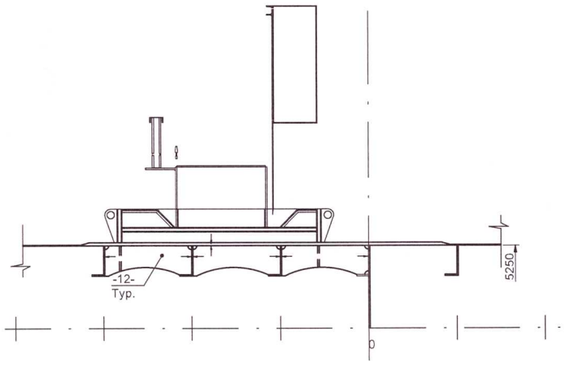

Frame -2

frame -1 similar

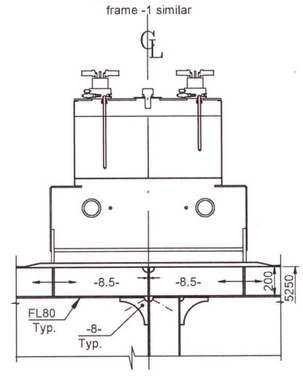

NOTES:

1. Sections are shown looking forward & port side U.N.O
2. Materials
   - No marked steel to be Grade "A" Mild Steel (σy=235 N/mm²)
   - Marked "D". Grade "D" Mild Steel (σy=235 N/mm²)

   DESIGN TORQUE: 56 kNm
   DESIGN CYLINDER FORCE: 126 kN
3. Foundation above deck to be welded by means of full penetration;

REV	DATE	MADE BY	APPROVED BY	DESCRIPTION

CONOSHIP INTERNATIONAL

COPYRIGHT CONOSHIP INTERNATIONAL B.V. 2009.
All rights reserved. This document or any part thereof may not be made public or disclosed, copied or otherwise reproduced or used in any form or by any means, including, but not limited to, use hereof for the design and manufacturing of identical, similar or derived designs, nor identical, similar or derived documents and specifications, without prior written consent of Conoship International B.V.
P.O.Box 6029 - GRONINGEN - THE NETHERLANDS

DRAWING NO. **UY165-2073**

DESCRIPTION **Foundation steering gear**

SCALE	SIZE:	YARD NO.	VERSION:	SHEET:
1:20	A2	UY165	00	1-1

DRAWN BY:	DATE:	APPROVED BY:	DATE:
TR	20-04-23	RB	20-04-23

अनुबंध कक्ष CONTRACT CELL

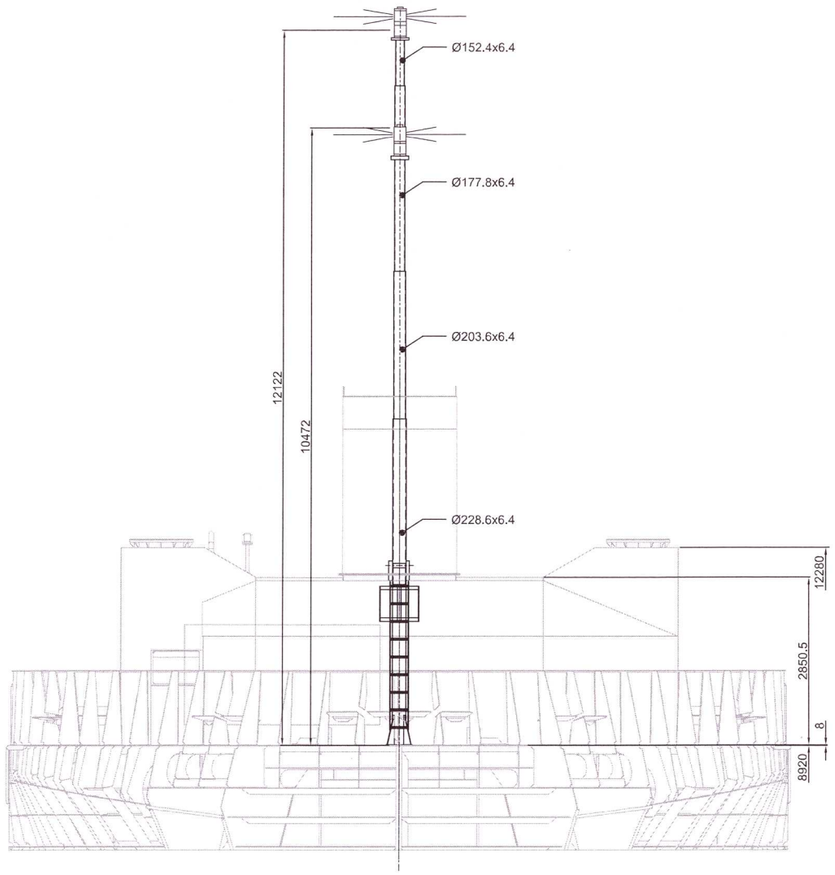

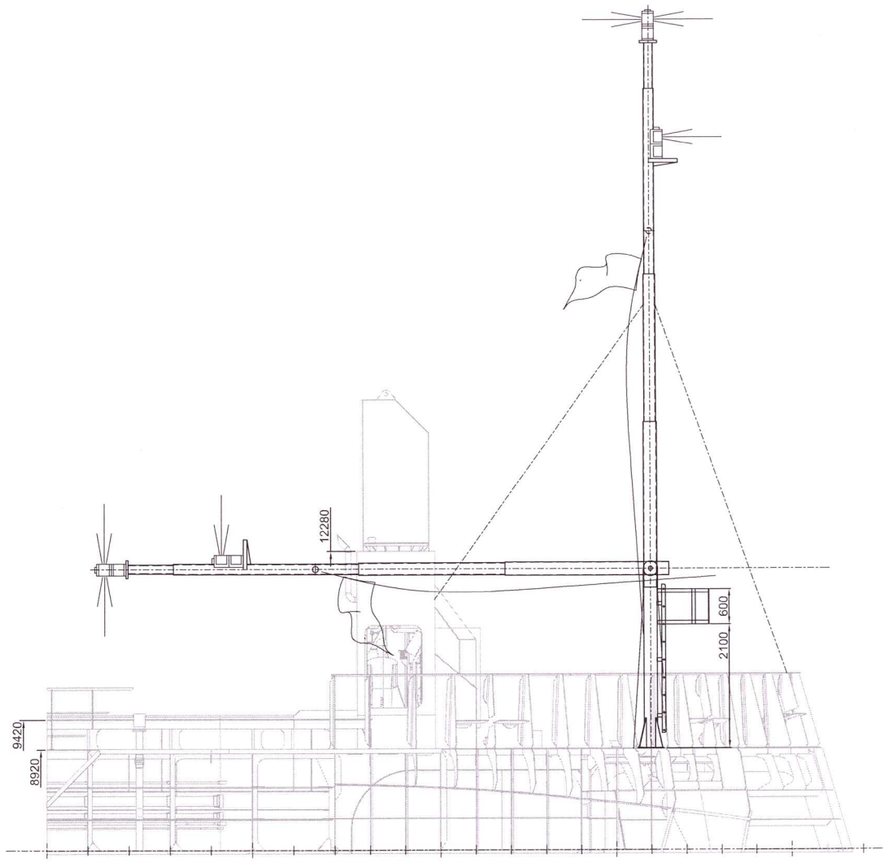

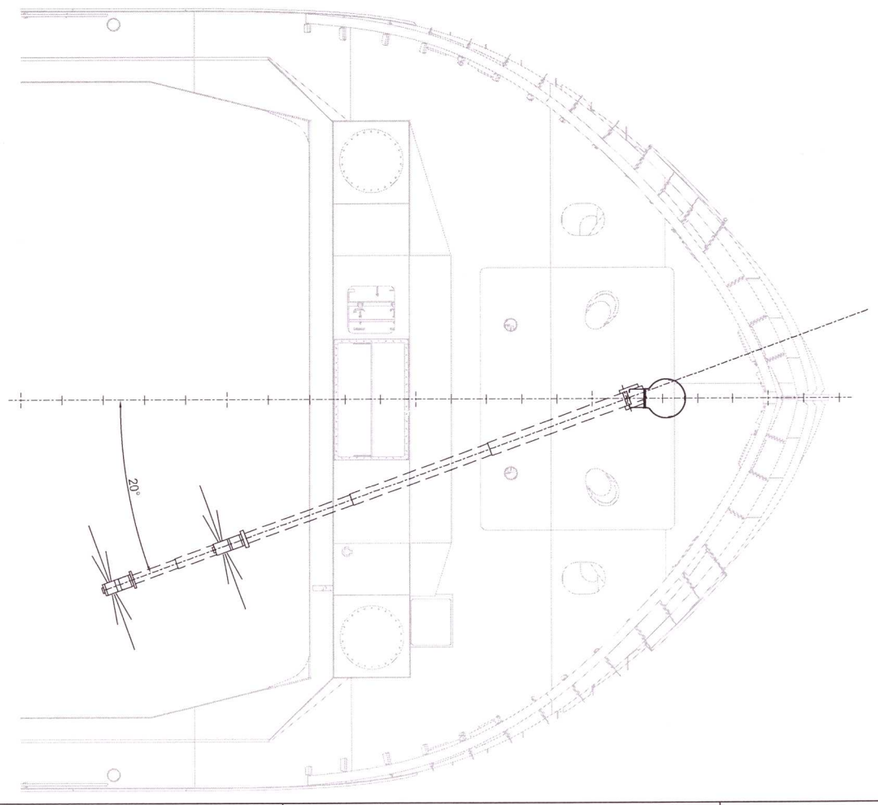

REFERENCE DRAWINGS:

- UY165-3122 - Navigation Lights and Sound Signaling Arrangement
- UY165-3125 - Arrangement Aft Mast

NOTE:

- Type and arrangement of antennas to be arranged by supplier in accordance with Class, Yard and owners requirements

कोचीन शिपयार्ड लिमिटेड
अनुबंध कक्ष
CONTRACT CELL
UDUPI COCHIN SHIPYARD LIMITED

CONOSHIP INTERNATIONAL

COPYRIGHT CONOSHIP INTERNATIONAL B.V. 2009.
All rights reserved. This document or any part thereof may not be made public or disclosed, copied or otherwise reproduced or used in any form or by any means, including, but not limited to, use hereof for the design and manufacturing of identical, similar or derived designs, nor identical, similar or derived documents and specifications, without prior written consent of Conoship International B.V.
P.O.Box 6029 - GRONINGEN - THE NETHERLANDS

DRAWING NO.	UY165-3126				
DESCRIPTION	Arrangement fore mast				
SCALE 1:50	SIZE: A1	YARD NO. UY165	VERSION: 00		SHEET: 1-1
DRAWN BY: JH	DATE: 12-07-2023	APPROVED BY: RB	DATE: 14-07-2023		

REFERENCE DRAWINGS:

- UY165-3122 - Navigation Lights and Sound Signaling Arrangement
- UY165-3126 - Arrangement Fore Mast

NOTE:

- Type and arrangement of antennas to be arranged by supplier in accordance with Class, Yard and owners requirements

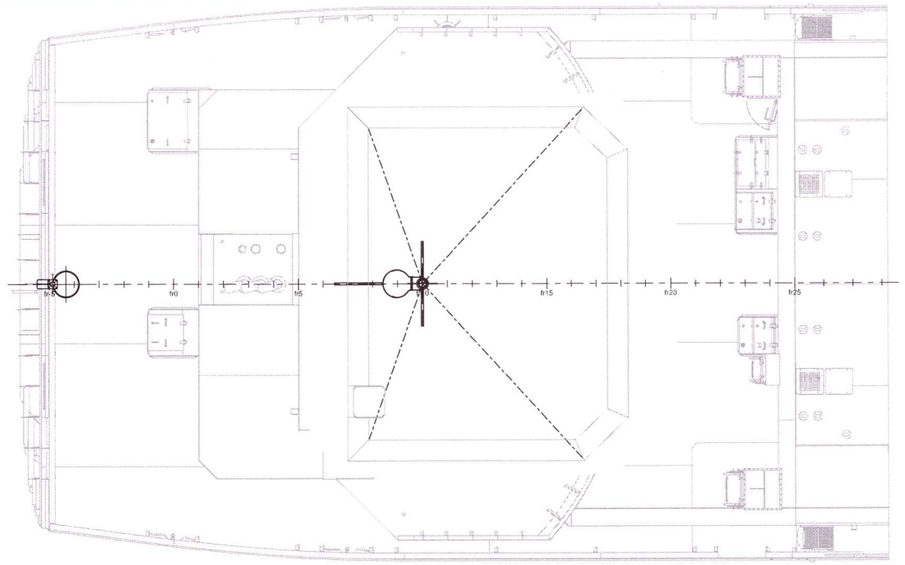

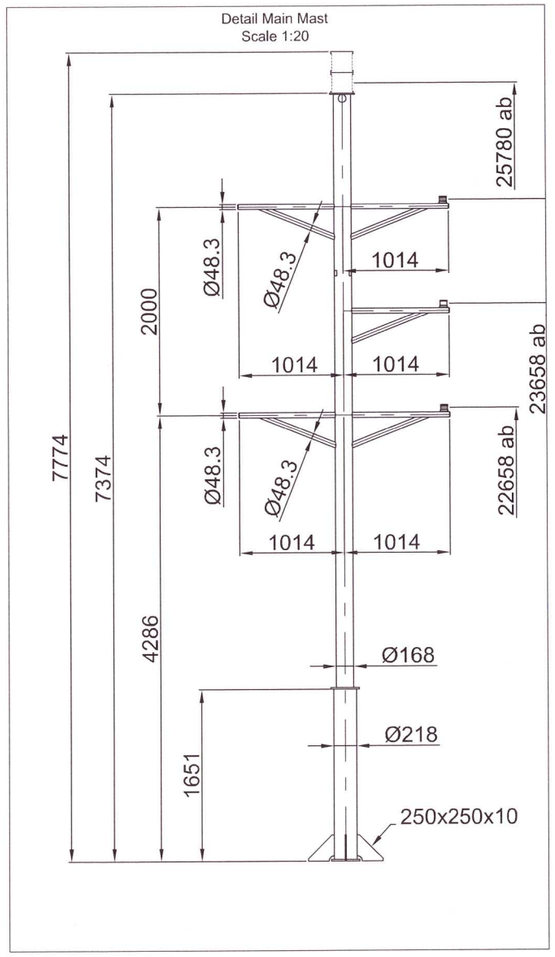

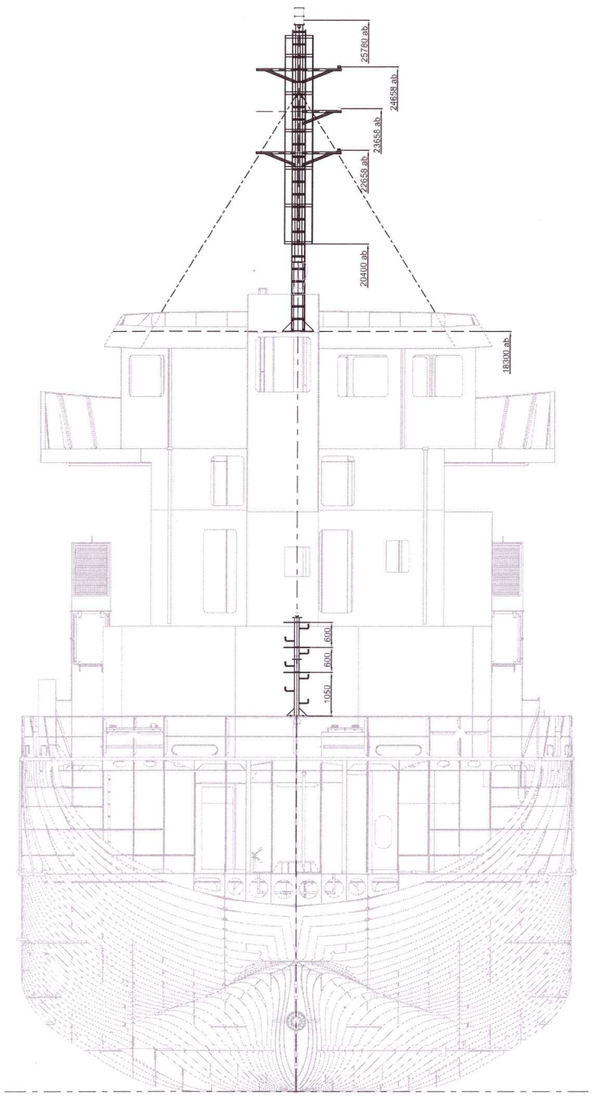

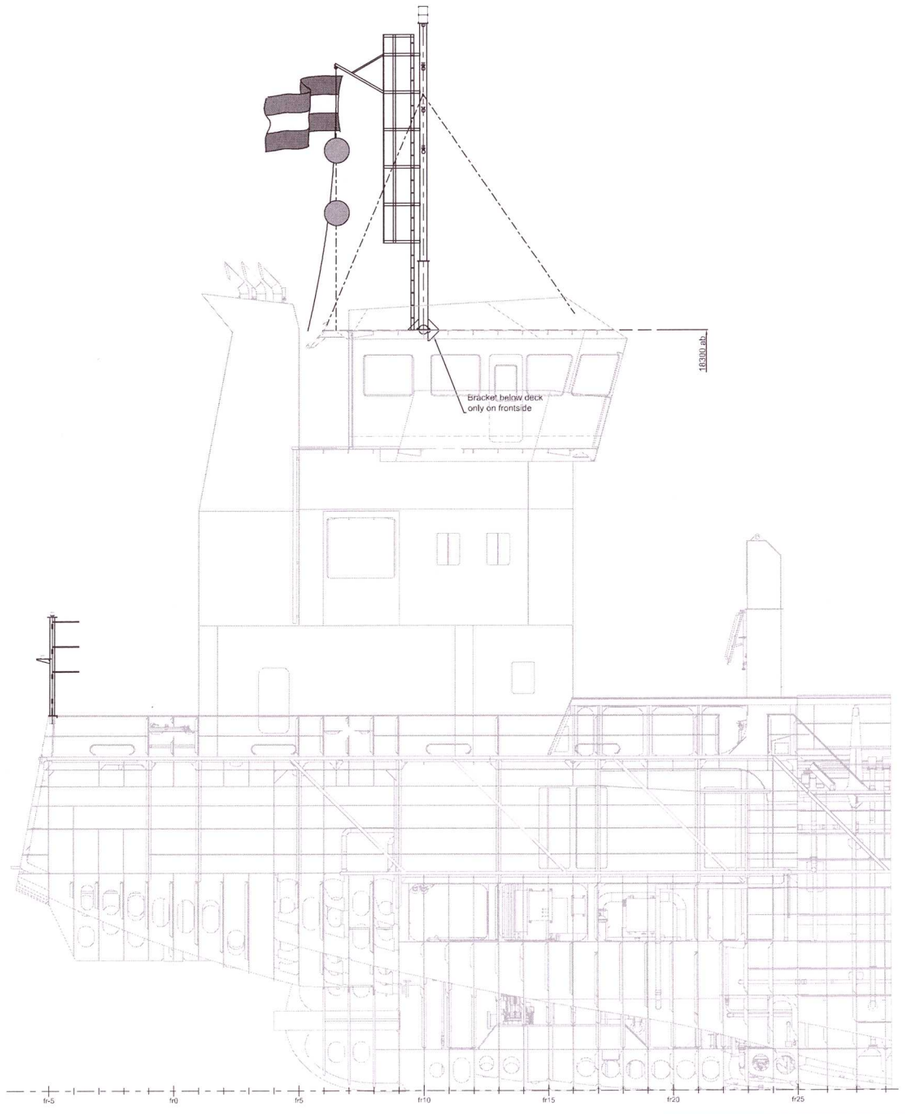

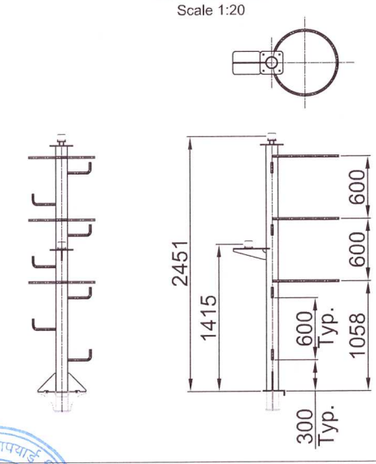

अनुबंध कक्ष
CONTRACT
CELL
कोचीन शिपयार्ड लिमिटेड
COCHIN SHIPYARD LIMITED

CONOSHIP INTERNATIONAL

COPYRIGHT CONOSHIP INTERNATIONAL B.V. 2003.
All rights reserved. No part of this publication may be reproduced, stored in a retrieval system or transmitted in any form or by any means, electronic, mechanical, photocopying, recording or otherwise, without prior written consent of Conoship International B.V., P.O.Box 6029 - GRONINGEN - THE NETHERLANDS.

DRAWING NO.	UY165-3125				
DESCRIPTION	Aft Mast Arrangement				
SCALE 1:50	SIZE: A0	YARD NO. UY165	VERSION: 00		SHEET: 1-1
DRAWN BY: JH	DATE: 12-07-2023	APPROVED BY: RB	DATE: 14-07-2023		

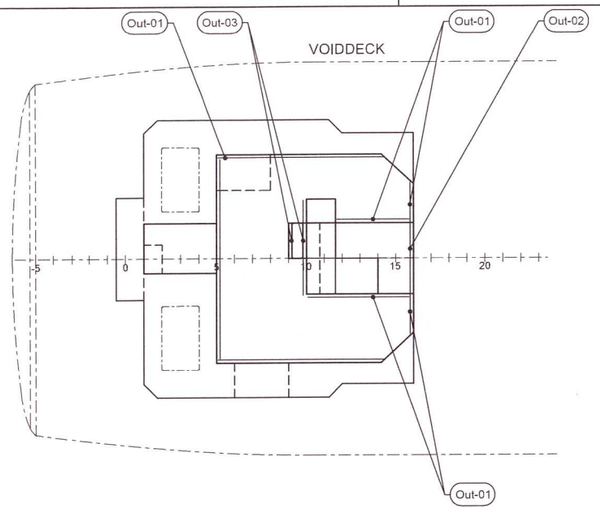

Outfitting Drip-trays and Gutter-ways Voiddeck		
Pos nr.	Description	Comp. No.
Out-01	Gutter-way Server space	5010
Out-02	Gutter-ways Staircase	2004
Out-03	Gutter-way Cable duct	3003

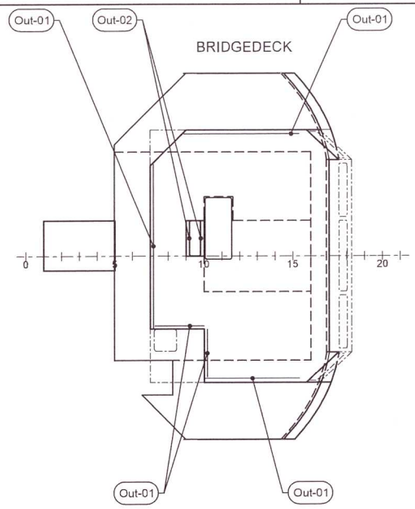

Outfitting Drip-trays and Gutter-ways Bridgedeck		
Pos nr.	Description	Comp. No.
Out-01	Gutter-way Wheelhouse	4009
Out-02	Gutter-way Cable duct	3003

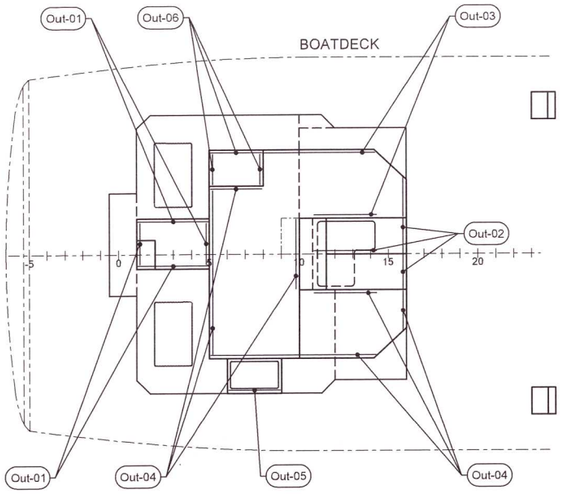

Outfitting Drip-trays and Gutter-ways Boatdeck		
Pos nr.	Description	Comp. No.
Out-01	Gutter-way Funnel	4009
Out-02	Gutter-ways Staircase	2004
Out-03	Gutter-way Workshop	4003
Out-04	Gutter-way Store / Corridor / Office	4004 4005 4006
Out-05	Gutter-way Vent. duct Gen. room	4002
Out-06	Gutter-way Paint store	4001

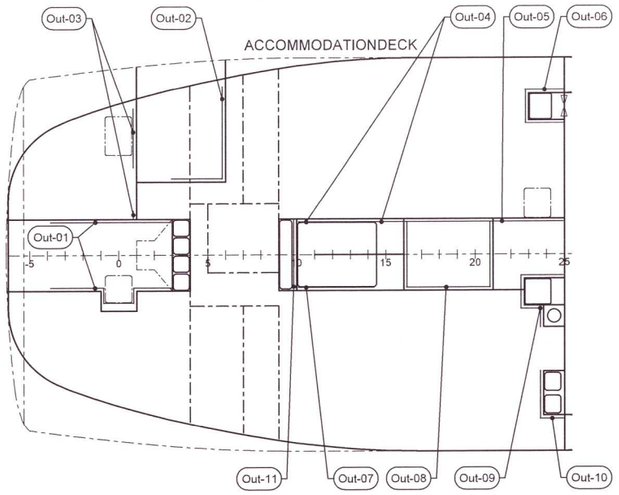

Outfitting Drip-trays and Gutter-ways Accommodation deck		
Pos nr.	Description	Comp. No.
Out-01	Gutter-ways Steering Gear Room	2003
Out-02	Gutter-ways Galley	2007
Out-03	Gutter-ways Provision Store	2005
Out-04	Gutter-ways Staircase PS	2004
Out-05	Gutter-ways Washroom	2019
Out-06	Gutter-ways outside Hold Access	4017
Out-07	Gutter-ways Staircase SB	2004
Out-08	Gutter-ways Store	2001
Out-09	Gutter-ways outside Esc. Prop. Room	1002
Out-10	Gutter-ways outside Supply Hold Vent.	4018
Out-11	Gutter-way Cable duct	3003

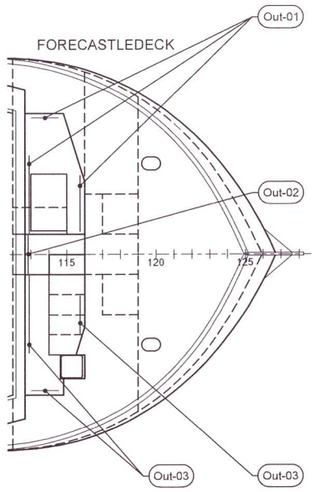

Outfitting Drip-trays below Forecastle deck		
Pos nr.	Description	Comp. No.
Out-01	Gutter-ways Foreship Entrance PS	3023
Out-02	Gutter-way Exh. duct Ventilation Hold	3022
Out-03	Gutter-ways Em. Gen. Room	3024

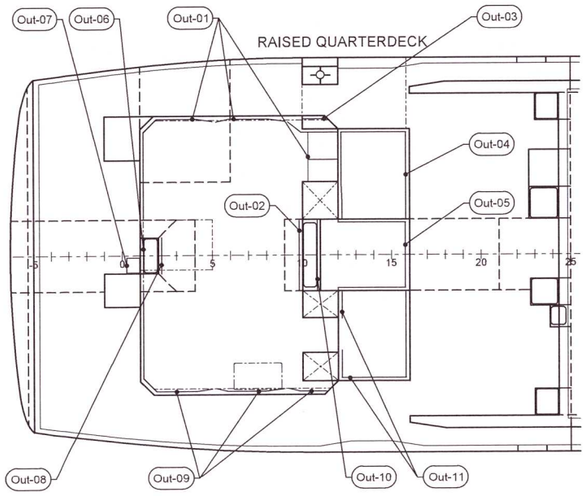

Outfitting Drip-trays and Gutter-ways Raised Quarterdeck		
Pos nr.	Description	Comp. No.
Out-01	Gutter-ways Generator Room PS	3001
Out-02	Gutter-way Generator Room Fore	3001
Out-03	Gutter-way SOS-Locker	3008
Out-04	Gutter-ways Changeroom	3014
Out-05	Gutter-ways Staircase	2004
Out-06	Gutter-way Exh. Vent. Prop. Room	3013
Out-07	Drip-tray Bunkerstation Urea	3010
Out-08	Gutter-way Generator Room Aft	3001
Out-09	Gutter-ways Generator Room SB	3001
Out-10	Gutter-way Pipe duct CL	3003
Out-11	Gutter-ways ER Workshop	3002

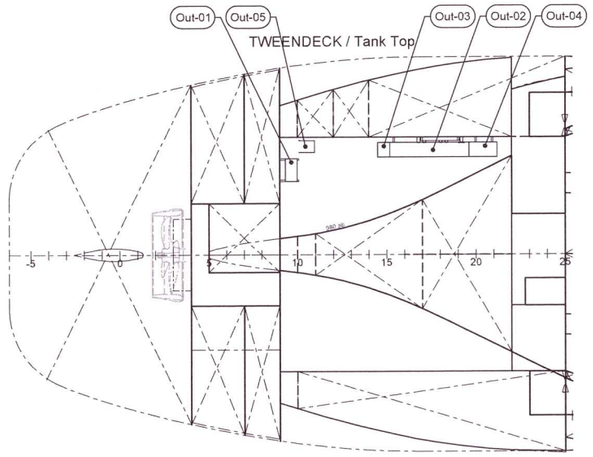

Outfitting Drip-trays and Gutter-ways Tweendeck / Tank Top		
Pos nr.	Description	Comp. No.
Out-01	Drip-tray Sewage Pump	1001
Out-02	Drip-tray Fuel Pumps and Oily Bilge Pump	1001
Out-03	Drip-tray Dirty Oil Pump	1001
Out-04	Drip-tray Oily Bilge Pump	1001
Out-05	Drip-tray Lubrication Oil Pumps	1001

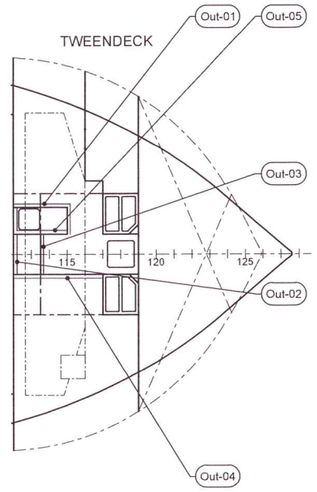

Outfitting Drip-trays Tweendeck		
Pos nr.	Description	Comp. No.
Out-01	Gutter-ways Foreship PS	2035
Out-02	Gutter-way Exh. Vent. Hold	3022
Out-03	Gutter-way Foreship CL	2035
Out-04	Gutter-way CO2-Room	2030
Out-05	Gutter-ways Escape Hold	2031

कोचीन शिपयार्ड लिमिटेड
अनुबंध कक्ष
CONTRACT CELL
UDUPI COCHIN SHIPYARD LIMITED

CONOSHIP INTERNATIONAL

COPYRIGHT CONOSHIP INTERNATIONAL B.V. 2009.
All rights reserved. This document or any part thereof may not be made public or disclosed, copied or otherwise reproduced or used in any form or by any means, including, but not limited to, use hereof for the design and manufacturing of identical, similar or derived designs, nor identical, similar or derived documents and specifications, without prior written consent of Conoship International B.V.

P.O.Box 6029 - GRONINGEN - THE NETHERLANDS

DRAWING NO.
UY165-3004

DESCRIPTION
Arrangement Drip-trays and Gutter-ways

SCALE	SIZE:	YARD NO.	VERSION:	SHEET:
1:100	A1	UY165	00	1-1

DRAWN BY:	DATE:	APPROVED BY:	DATE:
HLH	18-07-2023	IAC	18-07-2023

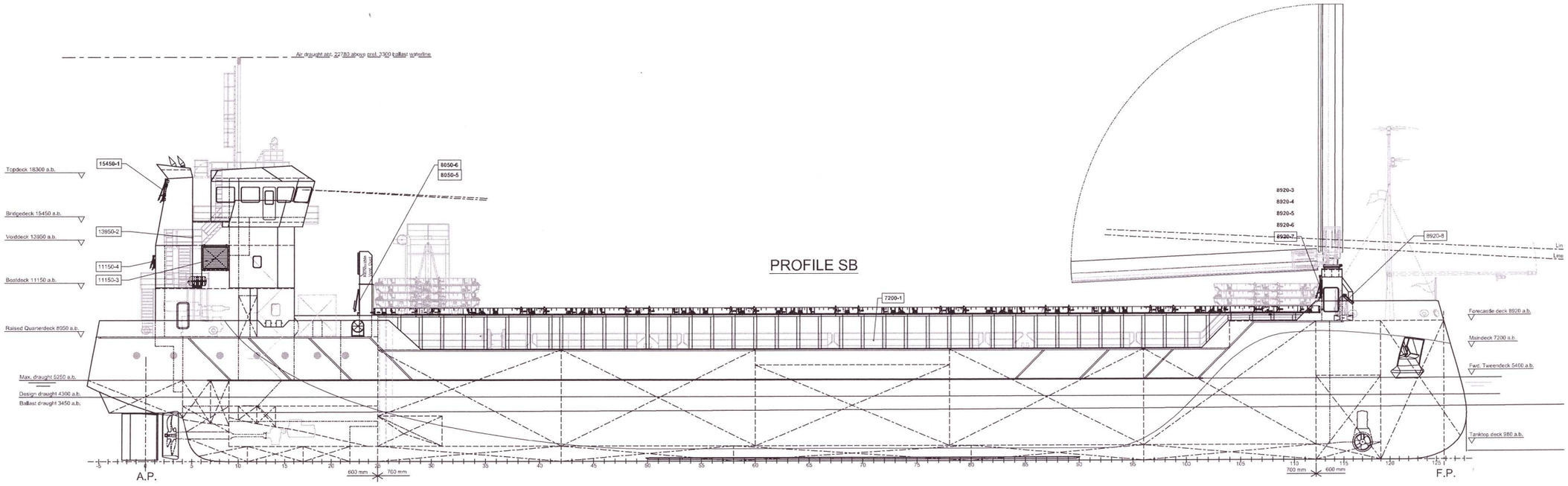

BRIDGEDECK 15450

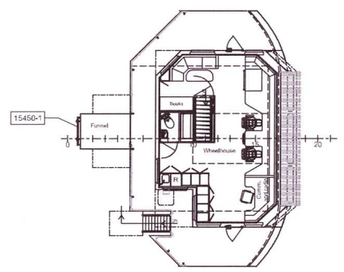

BOAT DECK 11150

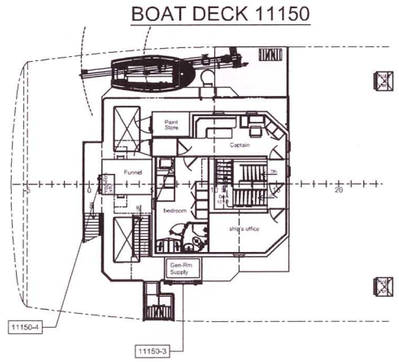

WAVEBREAKER 12405

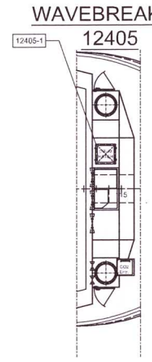

FORECASTLEDECK 8920

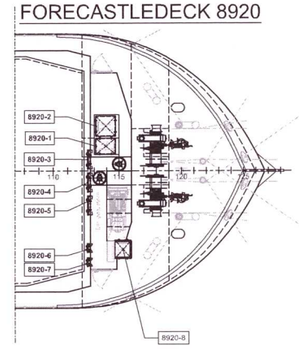

TWEENDECK 5400

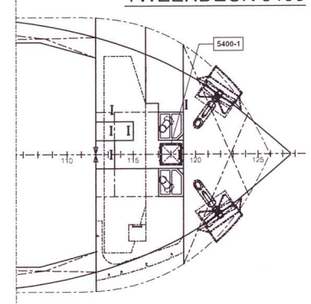

VOID DECK 13950

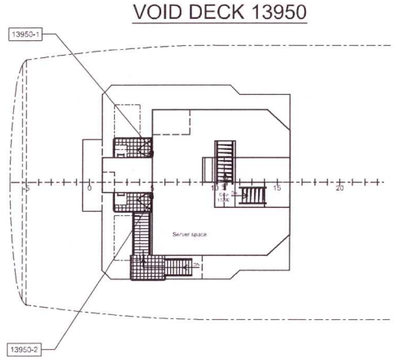

RAISED QUATER DECK 8050

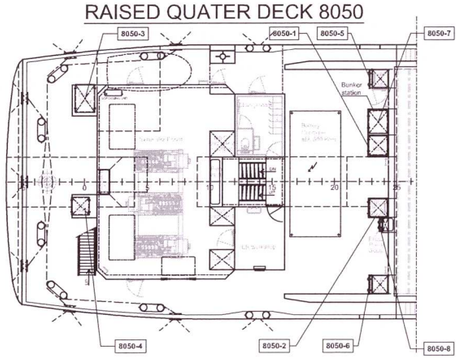

INNER HATCHES:									
Deck	Ref. No.	Description	Tightness Type	Coaming	Min. Clear opening	Hole in Plate	Frame	Y (SB +)	Position [1, 2]
Tweendeck 5400 ab	5400-1	Bowthruster room Entrance	Weathertight	400	900x900	900x900	Fr.118	0	N/A
Forecastledeck 8920 ab	8920-1	Hold Entrance	Gastight	400	900x700	900x700	Fr.114+100	-1200	N/A
Forecastledeck 8920 ab	8920-2	Forecastle Store Entrance	Weathertight	400	900x900	900x900	Fr.114+100	-2100	N/A
OUTER HATCHES:									
Deck	Ref. No.	Description	Tightness Type	Coaming	Min. Clear opening	Hole in Plate	Frame	Y (SB +)	Position [1, 2]
Raised quarter deck 8050 ab	8050-1	Accommodation Escape	Weathertight	600	800x800	800x800	Fr.23+300	-1750	1
Raised quarter deck 8050 ab	8050-2	Propulsion room Escape	Weathertight	600	800x800	800x800	Fr.23+300	1260	1
Raised quarter deck 8050 ab	8050-3	Provision store Escape	Weathertight	600	1300x900	1300x900	FR.0	-4020	1
Raised quarter deck 8050 ab	8050-4	Steering gear room Entrance	Weathertight	600	800x800	800x800	FR.0	1160	1
Raised quarter deck 8050 ab	8050-7	Bunkerstation	Weathertight	600	1050x600	1050x600	Fr.23+300	-2885	1
Maindeck 7200 ab	7200-1	Junctionbox Gantry Crane	Weathertight	350	650x500	N/A	Fr.71-87	5656	1
Voiddeck 13950 ab	13950-1	Entrance Voiddeck, PS	Weathertight	TBD	TBD	794x1200	Fr.5	TBD	1
Voiddeck 13950 ab	13950-2	Entrance Voiddeck, SB	Weathertight	TBD	TBD	794x1200	Fr.5	TBD	1
Wavebreaker 12405 ab	12405-1	Drum Hatch Wavebreaker, PS	Weathertight	N/A	800x800	800x800	Fr.113+445	-1525	2
VENTILATION HATCHES:									
Deck	Ref. No.	Description	Tightness Type	Coaming	Clear opening	Hole in Plate	Frame	Y (SB +)	Position [1, 2, 3]
Raised quarter deck 8050 ab	8050-5	Hold Supply PS	Weathertight	2290	1155x750	1200x795	Fr.23	-4950	1
Raised quarter deck 8050 ab	8050-6	Hold Supply SB	Weathertight	2290	1155x750	1200x795	Fr.23	4950	1
Raised quarter deck 8050 ab	8050-8	Supply Propulsion Room	Weathertight	960	550x650	600x700	Fr.24-100	2080	1
Forecastledeck 8920 ab	8920-3	Hold Exhaust PS	Weathertight	1080	TBD	900x900	Fr.112+400	-550	1
Forecastledeck 8920 ab	8920-4	Hold Exhaust SB	Weathertight	1080	TBD	900x900	Fr.112+400	550	1
Forecastledeck 8920 ab	8920-5	Exhaust Emergency Generator	Weathertight	1080	TBD	900x900	Fr.112+400	1507	1
Forecastledeck 8920 ab	8920-6	Supply Em. Generator PS	Weathertight	1200	TBD	400x800	Fr.112+400	3713	1
Forecastledeck 8920 ab	8920-7	Supply Em. Generator SB	Weathertight	1200	TBD	400x800	Fr.112+400	4388	1
Forecastledeck 8920 ab	8920-8	Entrance CO2 Room	Weathertight	1110	835x750	880x787	Fr.115+300	3791	1
Boatdeck 11150 ab	11150-3	Generator Room Supply	Weathertight	3060	TBD	1650x1450	Fr.6	4670	2
Boatdeck 11150 ab	11150-4	Propulsion Room Exhaust	Weathertight	4000	TBD	700x600	Fr.1	CL	2
Bridgedeck 15450 ab	15450-1	Generator Room Exhaust, PS	Weathertight	TBD	TBD	1352x1315	~Fr.2	-775	3

MAIN PARTICULARS

Length over all	abt.	89.43 m
Length between perpendiculars	abt.	84.19 m
Breadth moulded		13.20 m
Depth moulded to maindeck		7.20 m
Design draught		4.30 m
Max. draught		5.25 m
Deadweight at T(max)	abt.	3800 ton
Cargo Hold	abt.	5550 m^3
	abt.	195996 cft

Class : BV
Notation :
- I✠HULL ✠MACH ✠ AUT-UMS

Unrestricted Navigation
- General Cargo Ship
- Heavy Cargo (150kN/m2) complete tanktop
- STRENGTH BOTTOM
- MON-SHAFT
- INWATERSURVEY

Flag Authority: Dutch

REV	DATE	MADE BY	APPROVED BY	DESCRIPTION
–	–	–	–	–

CONOSHIP INTERNATIONAL

COPYRIGHT CONOSHIP INTERNATIONAL B.V. 2039.
All rights reserved. This document or any part thereof may not be made public or disclosed, copied or otherwise reproduced or used in any form or by any means, including, but not limited to, use hereof for the design and manufacturing of identical, similar or derived products or for obtaining approval, without prior written consent of Conoship International B.V.

P.O.Box 6029 - GRONINGEN - THE NETHERLANDS

DRAWING NO. UY165-3142

DESCRIPTION
Arrangement Small Hatches and Ventilation Openings

SCALE	SIZE:	YARD NO.	VERSION:	SHEET:
1:100	A0	UY165	00	1-1

DRAWN BY:	DATE:	APPROVED BY:	DATE:
JH	25-07-2023	RB	25-07-2023

उडुपि कोचीन शिपयार्ड लिमिटेड
अनुबंध कक्ष
CONTRACT CELL
UDUPI COCHIN SHIPYARD LIMITED

Section 8920 above base

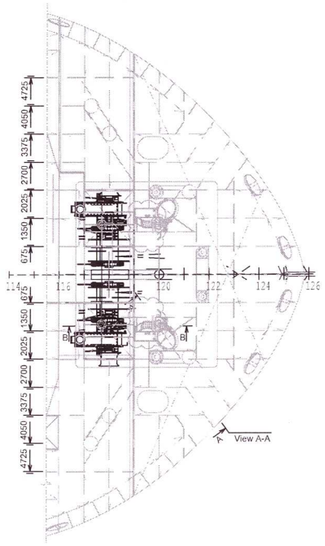

Section A-A

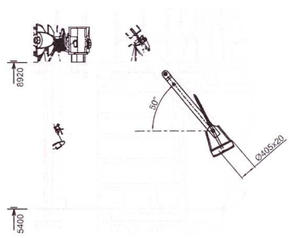

Section B-B

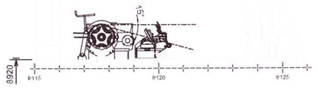

Frame 118

LOOKING FORWARD

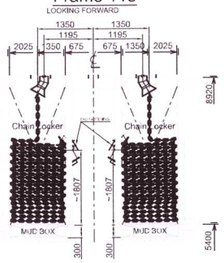

Long. section 1350 off C.L. SB

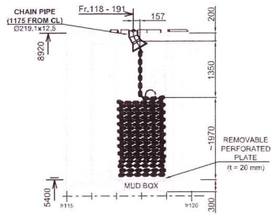

Long. section 675 off C.L. PS

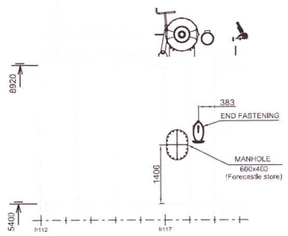

Long. section 675 off C.L. SB

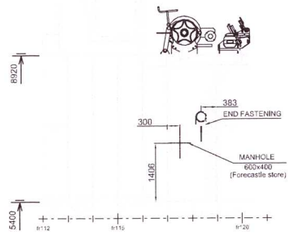

STUD LINK CHAIN COMPONENTS

NOT IN SCALE

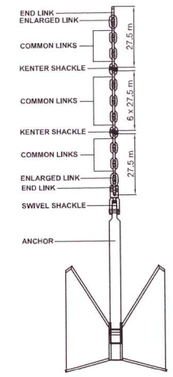

HHP ANCHOR TYPE POOL TW BALANCED

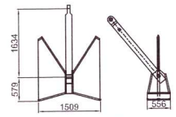

W= 1575 kg

Anchor Lifting Arrangement

NOT TO SCALE

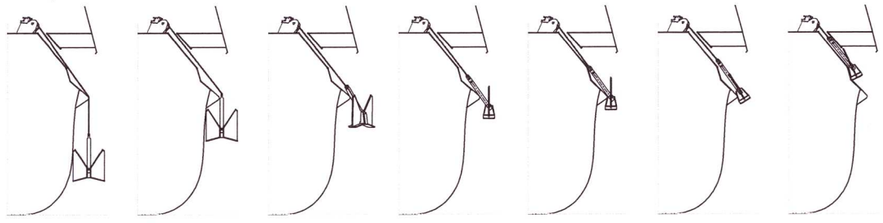

Profile View

NOT TO SCALE

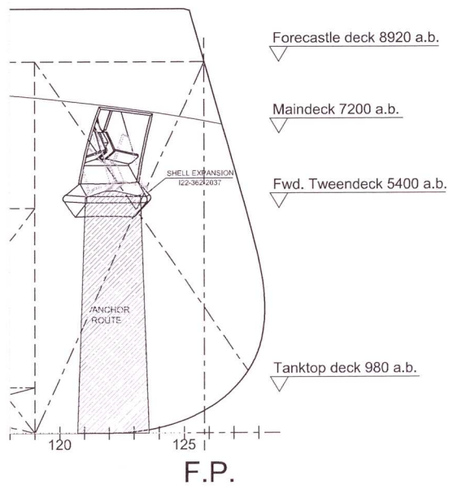

Anchor Stowage Example

NOT IN SCALE



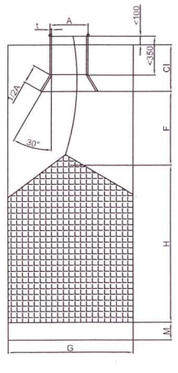

ACCORDING TO EQUIPMENT NUMBER CALCULATION:

EN = 669
(ACCORDING TO IACS REQUIREMENTS FOR MOORING, ANCHORING AND TOWING)

CHAINLENGTH = 440 m (= 16 cables of 27,5 m)
CHAINDIAMETER = 36 mm
CHAINQUALITY = U3

HAWSEPIPE:

OUTSIDE DIAMETER = 419 mm
WALL THICKNESS = 20 mm

CHAINPIPE:

A = OUTSIDE DIAMETER = 219 mm
t = WALL THICKNESS = 12.5 mm

CHAINLOCKER:

V = SELECTED VOLUME = 3.12 m3

G = FLOOR WIDTH = 1.340 m
L = FLOOR LENGTH = 1.180 m
AREA = FLOOR AREA CHAIN LOCKER = 1.340 x 1.180
= 1.581 m2

EFF. FACTOR = 1.00
EFF. FLOOR AREA IN CHAIN LOCKER = 1.581 m2

H = CHAIN HEIGHT = VOLUME / AREA
= 3.12 / 1.581
= 1.97 m

F = FREE HEIGHT (MIN.1.2 M) = 1.35 m

RECOMMENDED HEIGHT OF
CHAIN LOCKER (INC. FREE HEIGHT) = 3.62 m

TOTAL MINIMUM CHAIN LOCKER HEIGHT:
MUD BOX + CHAIN HEIGHT + FREE HEIGHT + CHAIN INLET
= M + H + F + CI
= 0.3 + 1.97 + 1.35 + 0.2
= 3.82 m

NOTE:

FINAL DIMENSIONS ANCHOR PENDING SUPPLIER INFORMATION

EQUIPMENT INFORMATION:

ANCHORS:

- EQUIPMENT NUMBER= 670
- 2 X STOCKLESS BOWER ANCHORS OF 1575Kg EACH.
- TYPE HHP POOL-TW BALANCED EXECUTION, HIGH TENSILE STEEL St.52,3 N.
- 440m CHAIN Ø 36mm-GRADE U3.

MAIN PARTICULARS

Length over all	abt.	89.43 m
Length between perpendiculars	abt.	84.19 m
Breadth moulded		13.20 m
Depth moulded to maindeck		7.00 m
Design draught		4.30 m
Max. draught		5.25 m
Deadweight at T(max)	abt.	3800 ton
Cargo Hold	abt.	5550 m^3
	abt.	195996 cbft

Class : BV
Notation :
- I✠HULL ✠MACH ✠AUT-UMS
Unrestricted Navigation
- General Cargo Ship
- Heavy Cargo (150kN/m2) complete tanktop
- STRENGTH BOTTOM
- MON-SHAFT
- INWATERSURVEY

Flag Authority: Dutch

अनुबंध कक्ष
CONTRACT CELL
कोचीन शिपयार्ड लिमिटेड
COCHIN SHIPYARD LIMITED

COPYRIGHT CONOSHIP INTERNATIONAL B.V. 2020.
All rights reserved. This document or any part thereof may not be made public or disclosed, copied or otherwise reproduced or used in any form or by any means, (graphic, electronic or mechanical, including photocopying, recording, taping or storing in an electronic retrieval system or derived designs, non-identical similar or derived drawings and specifications, without prior written consent of Conoship International B.V.
P.O.Box 6229 - GRONINGEN - THE NETHERLANDS

CONOSHIP INTERNATIONAL

DRAWING NO. UY165-3153

DESCRIPTION
Anchor pocket arrangement, incl. hawse pipe and chain locker

SCALE	SIZE:	YARD NO.	VERSION:	SHEET:
1:50	A0	UY165	00	1-2
DRAWN BY: JH	DATE: 31-06-2023	APPROVED BY: IAC	DATE: 31-06-2023	